

Type	Address	Property Type	Property Size	Space Available	Asking Rate	Sub Lease	Lease Type	
1	Lease 640 N 4th St	Milwaukee, WI 53203	Office (Mixed Use)	298,029 SF	57,976 SF	\$23.00 Annual/SF	No	Gross
2	Lease 640 N 4th St	Milwaukee, WI 53203	Office (Mixed Use)	298,029 SF	57,976 SF	\$23.00 Annual/SF	No	Gross
3	Lease 640 N 4th St	Milwaukee, WI 53203	Office (Mixed Use)	298,029 SF	1,982 SF	\$23.00 Annual/SF	No	Gross
4	Lease 640 N 4th St	Milwaukee, WI 53203	Office (Mixed Use)	298,029 SF	57,976 SF	\$23.00 Annual/SF	No	Gross
5	Lease 640 N 4th St	Milwaukee, WI 53203	Office (Mixed Use)	298,029 SF	66,125 SF	Negotiable	No	Unk
6	Lease 640 N 4th St	Milwaukee, WI 53203	Office (Mixed Use)	298,029 SF	57,976 SF	\$23.00 Annual/SF	No	Gross
7	Lease 633 W Wisconsin Ave	Milwaukee, WI 53203	Office (Mixed Use)	230,825 SF	53,385 SF	\$16.00 - \$21.00 Annual/SF	No	MG
8	Lease 633 W Wisconsin Ave	Milwaukee, WI 53203	Office (Mixed Use)	230,825 SF	1,407 SF	\$16.00 - \$21.00 Annual/SF	No	MG
9	Lease 633 W Wisconsin Ave	Milwaukee, WI 53203	Office (Mixed Use)	230,825 SF	811 SF	\$16.00 - \$21.00 Annual/SF	No	MG
10	Lease 633 W Wisconsin Ave	Milwaukee, WI 53203	Office (Mixed Use)	230,825 SF	1,375 SF	\$16.00 - \$21.00 Annual/SF	No	MG
11	Lease 633 W Wisconsin Ave	Milwaukee, WI 53203	Office (Mixed Use)	230,825 SF	2,512 SF	\$16.00 - \$21.00 Annual/SF	No	MG
12	Lease 633 W Wisconsin Ave	Milwaukee, WI 53203	Office (Mixed Use)	230,825 SF	1,138 SF	\$16.00 - \$21.00 Annual/SF	No	MG
13	Lease 633 W Wisconsin Ave	Milwaukee, WI 53203	Office (Mixed Use)	230,825 SF	2,990 SF	\$16.00 - \$21.00 Annual/SF	No	MG
14	Lease 633 W Wisconsin Ave	Milwaukee, WI 53203	Office (Mixed Use)	230,825 SF	2,586 SF	\$16.00 - \$21.00 Annual/SF	No	MG
15	Lease 633 W Wisconsin Ave	Milwaukee, WI 53203	Office (Mixed Use)	230,825 SF	11,668 SF	\$16.00 - \$21.00 Annual/SF	No	MG
16	Lease 633 W Wisconsin Ave	Milwaukee, WI 53203	Office (Mixed Use)	230,825 SF	6,849 SF	\$16.00 - \$21.00 Annual/SF	No	MG
17	Lease 633 W Wisconsin Ave	Milwaukee, WI 53203	Office (Mixed Use)	230,825 SF	913 SF	\$16.00 - \$21.00 Annual/SF	No	MG
18	Lease 633 W Wisconsin Ave	Milwaukee, WI 53203	Office (Mixed Use)	230,825 SF	773 SF	\$16.00 - \$21.00 Annual/SF	No	MG
19	Lease 633 W Wisconsin Ave	Milwaukee, WI 53203	Office (Mixed Use)	230,825 SF	1,896 SF	\$16.00 - \$21.00 Annual/SF	No	MG
20	Lease 633 W Wisconsin Ave	Milwaukee, WI 53203	Office (Mixed Use)	230,825 SF	5,139 SF	\$16.00 - \$21.00 Annual/SF	No	MG
21	Lease 633 W Wisconsin Ave	Milwaukee, WI 53203	Office (Mixed Use)	230,825 SF	1,063 SF	\$16.00 - \$21.00 Annual/SF	No	MG
22	Lease 633 W Wisconsin Ave	Milwaukee, WI 53203	Office (Mixed Use)	230,825 SF	147 SF	\$16.00 - \$21.00 Annual/SF	No	MG
23	Lease 633 W Wisconsin Ave	Milwaukee, WI 53203	Office (Mixed Use)	230,825 SF	2,994 SF	\$16.00 - \$21.00 Annual/SF	No	MG
24	Lease 633 W Wisconsin Ave	Milwaukee, WI 53203	Office (Mixed Use)	230,825 SF	1,675 SF	\$16.00 - \$21.00 Annual/SF	No	MG
25	Lease 633 W Wisconsin Ave	Milwaukee, WI 53203	Office (Mixed Use)	230,825 SF	1,247 SF	\$16.00 - \$21.00 Annual/SF	No	MG
26	Lease 633 W Wisconsin Ave	Milwaukee, WI 53203	Office (Mixed Use)	230,825 SF	5,551 SF	\$16.00 - \$21.00 Annual/SF	No	MG
27	Lease 420 W Juneau Ave	Milwaukee, WI 53203	Office (Mixed Use)	250,000 SF	250,000 SF	\$26.00 Annual/SF	No	NNN
28	Lease 433 W St Paul Ave	Milwaukee, WI 53203	Office	43,291 SF	18,558 SF	\$21.00 Annual/SF	No	MG
29	Lease 222-240 W Wells St	Milwaukee, WI 53203	Office (Mixed Use)	110,427 SF	3,041 SF	\$16.00 Annual/SF	No	MG
30	Lease 222-240 W Wells St	Milwaukee, WI 53203	Office (Mixed Use)	110,427 SF	9,928 SF	\$16.00 Annual/SF	No	MG



**Matthew Dorner**  
mdorner@milwaukee downtown.com  
414-224-7200

Type	Address	Property Type	Property Size	Space Available	Asking Rate	Sub Lease	Lease Type
31	Lease 222-240 W Wells St	Milwaukee, WI 53203	Office (Mixed Use)	110,427 SF	4,036 SF	\$16.00 Annual/SF	No MG
32	Lease 222-240 W Wells St	Milwaukee, WI 53203	Office (Mixed Use)	110,427 SF	11,011 SF	\$16.00 Annual/SF	No MG
33	Lease 1044-1054 N Old World Third St	Milwaukee, WI 53203	Office (Mixed Use)	76,904 SF	3,176 SF	\$12.50 - \$15.50 Annual/SF	No MG
34	Lease 1044-1054 N Old World Third St	Milwaukee, WI 53203	Office (Mixed Use)	76,904 SF	3,972 SF	\$12.50 - \$15.50 Annual/SF	No MG
35	Lease 1044-1054 N Old World Third St	Milwaukee, WI 53203	Office (Mixed Use)	76,904 SF	1,730 SF	\$12.50 - \$15.50 Annual/SF	No MG
36	Lease 1044-1054 N Old World Third St	Milwaukee, WI 53203	Office (Mixed Use)	76,904 SF	1,864 SF	\$12.50 - \$15.50 Annual/SF	No MG
37	Lease 1044-1054 N Old World Third St	Milwaukee, WI 53203	Office (Mixed Use)	76,904 SF	2,490 SF	\$12.50 - \$15.50 Annual/SF	No MG
38	Lease 1044-1054 N Old World Third St	Milwaukee, WI 53203	Office (Mixed Use)	76,904 SF	2,768 SF	\$12.50 - \$15.50 Annual/SF	No MG
39	Lease 1044-1054 N Old World Third St	Milwaukee, WI 53203	Office (Mixed Use)	76,904 SF	2,562 SF	\$14.19 Annual/SF	Yes Gross
40	Lease 740-744 N Plankinton Ave	Milwaukee, WI 53203	Office (Mixed Use)	81,865 SF	2,230 SF	\$14.00 Annual/SF	No Gross
41	Lease 740-744 N Plankinton Ave	Milwaukee, WI 53203	Office (Mixed Use)	81,865 SF	1,733 SF	\$16.00 - \$18.00 Annual/SF	No Gross
42	Lease 740-744 N Plankinton Ave	Milwaukee, WI 53203	Office (Mixed Use)	81,865 SF	2,705 SF	\$16.00 - \$18.00 Annual/SF	No Gross
43	Lease 740-744 N Plankinton Ave	Milwaukee, WI 53203	Office (Mixed Use)	81,865 SF	1,875 SF	\$16.00 - \$18.00 Annual/SF	No Gross
44	Lease 740-744 N Plankinton Ave	Milwaukee, WI 53203	Office (Mixed Use)	81,865 SF	2,392 SF	\$16.00 - \$18.00 Annual/SF	No Gross
45	Lease 740-744 N Plankinton Ave	Milwaukee, WI 53203	Office (Mixed Use)	81,865 SF	5,634 SF	\$16.00 - \$18.00 Annual/SF	No Gross
46	Lease 740-744 N Plankinton Ave	Milwaukee, WI 53203	Office (Mixed Use)	81,865 SF	2,575 SF	\$16.00 - \$18.00 Annual/SF	No Gross
47	Lease 1104-1110 N Old World Third St	Milwaukee, WI 53203	Office (Mixed Use)	116,000 SF	3,693 SF	\$16.50 - \$18.00 Annual/SF	No MG
48	Lease 1104-1110 N Old World Third St	Milwaukee, WI 53203	Office (Mixed Use)	116,000 SF	4,859 SF	\$16.50 - \$18.00 Annual/SF	No MG
49	Lease 1104-1110 N Old World Third St	Milwaukee, WI 53203	Office (Mixed Use)	116,000 SF	2,544 SF	\$16.50 - \$18.00 Annual/SF	No MG
50	Lease 1104-1110 N Old World Third St	Milwaukee, WI 53203	Office (Mixed Use)	116,000 SF	3,005 SF	\$16.50 - \$18.00 Annual/SF	No MG
51	Lease 1104-1110 N Old World Third St	Milwaukee, WI 53203	Office (Mixed Use)	116,000 SF	2,425 SF	\$16.50 - \$18.00 Annual/SF	No MG
52	Lease 1104-1110 N Old World Third St	Milwaukee, WI 53203	Office (Mixed Use)	116,000 SF	4,209 SF	\$16.50 - \$18.00 Annual/SF	No MG
53	Lease 310 W Wisconsin Ave	Milwaukee, WI 53203	Office (Mixed Use)	578,540 SF	15,394 SF	\$17.00 - \$23.50 Annual/SF	No MG ( \$7.72 )
54	Lease 310 W Wisconsin Ave	Milwaukee, WI 53203	Office (Mixed Use)	578,540 SF	1,625 SF	Negotiable	No Unk
55	Lease 310 W Wisconsin Ave	Milwaukee, WI 53203	Office (Mixed Use)	578,540 SF	28,149 SF	\$17.00 - \$23.50 Annual/SF	No MG ( \$7.72 )
56	Lease 310 W Wisconsin Ave	Milwaukee, WI 53203	Office (Mixed Use)	578,540 SF	1,126 SF	\$17.00 - \$23.50 Annual/SF	No MG ( \$7.72 )
57	Lease 310 W Wisconsin Ave	Milwaukee, WI 53203	Office (Mixed Use)	578,540 SF	3,218 SF	\$17.00 - \$23.50 Annual/SF	No MG ( \$7.72 )
58	Lease 310 W Wisconsin Ave	Milwaukee, WI 53203	Office (Mixed Use)	578,540 SF	1,163 SF	\$17.00 - \$23.50 Annual/SF	No MG ( \$7.72 )
59	Lease 310 W Wisconsin Ave	Milwaukee, WI 53203	Office (Mixed Use)	578,540 SF	2,385 SF	\$17.00 - \$23.50 Annual/SF	No MG ( \$7.72 )
60	Lease 310 W Wisconsin Ave	Milwaukee, WI 53203	Office (Mixed Use)	578,540 SF	17,455 SF	\$17.00 - \$23.50 Annual/SF	No MG ( \$7.72 )



**Matthew Dorner**  
mdorner@milwaukee downtown.com  
414-224-7200

Type	Address	Property Type	Property Size	Space Available	Asking Rate	Sub Lease	Lease Type
61	Lease 310 W Wisconsin Ave	Milwaukee, WI 53203	Office (Mixed Use)	578,540 SF	12,199 SF	\$17.00 - \$23.50 Annual/SF	No MG ( \$7.72 )
62	Lease 310 W Wisconsin Ave	Milwaukee, WI 53203	Office (Mixed Use)	578,540 SF	3,606 SF	\$17.00 - \$23.50 Annual/SF	No MG ( \$7.72 )
63	Lease 310 W Wisconsin Ave	Milwaukee, WI 53203	Office (Mixed Use)	578,540 SF	1,601 SF	Negotiable	No Unk
64	Lease 310 W Wisconsin Ave	Milwaukee, WI 53203	Office (Mixed Use)	578,540 SF	17,413 SF	\$17.00 - \$23.50 Annual/SF	No MG ( \$7.72 )
65	Lease 310 W Wisconsin Ave	Milwaukee, WI 53203	Office (Mixed Use)	578,540 SF	776 SF	\$17.00 - \$23.50 Annual/SF	No MG ( \$7.72 )
66	Lease 310 W Wisconsin Ave	Milwaukee, WI 53203	Office (Mixed Use)	578,540 SF	3,310 SF	\$17.00 - \$23.50 Annual/SF	No MG ( \$7.72 )
67	Lease 310 W Wisconsin Ave	Milwaukee, WI 53203	Office (Mixed Use)	578,540 SF	590 SF	\$17.00 - \$23.50 Annual/SF	No MG ( \$7.72 )
68	Lease 310 W Wisconsin Ave	Milwaukee, WI 53203	Office (Mixed Use)	578,540 SF	6,632 SF	\$17.00 - \$23.50 Annual/SF	No MG ( \$7.72 )
69	Lease 310 W Wisconsin Ave	Milwaukee, WI 53203	Office (Mixed Use)	578,540 SF	312 SF	\$17.00 - \$23.50 Annual/SF	No MG ( \$7.72 )
70	Lease 310 W Wisconsin Ave	Milwaukee, WI 53203	Office (Mixed Use)	578,540 SF	955 SF	\$17.00 - \$23.50 Annual/SF	No MG ( \$7.72 )
71	Lease 310 W Wisconsin Ave	Milwaukee, WI 53203	Office (Mixed Use)	578,540 SF	17,603 SF	\$17.00 - \$23.50 Annual/SF	No MG ( \$7.72 )
72	Lease 310 W Wisconsin Ave	Milwaukee, WI 53203	Office (Mixed Use)	578,540 SF	5,062 SF	Negotiable	No Unk
73	Lease 310 W Wisconsin Ave	Milwaukee, WI 53203	Office (Mixed Use)	578,540 SF	3,901 SF	\$17.00 - \$23.50 Annual/SF	No MG ( \$7.72 )
74	Lease 310 W Wisconsin Ave	Milwaukee, WI 53203	Office (Mixed Use)	578,540 SF	12,481 SF	\$14.00 Annual/SF	Yes MG
75	Lease 310 W Wisconsin Ave	Milwaukee, WI 53203	Office (Mixed Use)	578,540 SF	1,978 SF	\$17.00 - \$23.50 Annual/SF	No MG ( \$7.72 )
76	Lease 310 W Wisconsin Ave	Milwaukee, WI 53203	Office (Mixed Use)	578,540 SF	1,234 SF	\$17.00 - \$23.50 Annual/SF	No MG ( \$7.72 )
77	Lease 310 W Wisconsin Ave	Milwaukee, WI 53203	Office (Mixed Use)	578,540 SF	9,640 SF	\$17.00 - \$23.50 Annual/SF	No MG ( \$7.72 )
78	Lease 310 W Wisconsin Ave	Milwaukee, WI 53203	Office (Mixed Use)	578,540 SF	7,667 SF	\$17.00 - \$23.50 Annual/SF	No MG ( \$7.72 )
79	Lease 310 W Wisconsin Ave	Milwaukee, WI 53203	Office (Mixed Use)	578,540 SF	2,913 SF	\$17.00 - \$23.50 Annual/SF	No MG ( \$7.72 )
80	Lease 310 W Wisconsin Ave	Milwaukee, WI 53203	Office (Mixed Use)	578,540 SF	1,427 SF	\$17.00 - \$23.50 Annual/SF	No MG ( \$7.72 )
81	Lease 310 W Wisconsin Ave	Milwaukee, WI 53203	Office (Mixed Use)	578,540 SF	1,595 SF	\$17.00 - \$23.50 Annual/SF	No MG ( \$7.72 )
82	Lease 310 W Wisconsin Ave	Milwaukee, WI 53203	Office (Mixed Use)	578,540 SF	301 SF	\$17.00 - \$23.50 Annual/SF	No MG ( \$7.72 )
83	Lease 310 W Wisconsin Ave	Milwaukee, WI 53203	Office (Mixed Use)	578,540 SF	11,347 SF	\$17.00 - \$23.50 Annual/SF	No MG ( \$7.72 )
84	Lease 310 W Wisconsin Ave	Milwaukee, WI 53203	Office (Mixed Use)	578,540 SF	164 SF	\$17.00 - \$23.50 Annual/SF	No MG ( \$7.72 )
85	Lease 310 W Wisconsin Ave	Milwaukee, WI 53203	Office (Mixed Use)	578,540 SF	1,040 SF	\$17.00 - \$23.50 Annual/SF	No MG ( \$7.72 )
86	Lease 310 W Wisconsin Ave	Milwaukee, WI 53203	Office (Mixed Use)	578,540 SF	3,948 SF	\$17.00 - \$23.50 Annual/SF	No MG ( \$7.72 )
87	Lease 310 W Wisconsin Ave	Milwaukee, WI 53203	Office (Mixed Use)	578,540 SF	10,230 SF	\$17.00 - \$23.50 Annual/SF	No MG ( \$7.72 )
88	Lease 310 W Wisconsin Ave	Milwaukee, WI 53203	Office (Mixed Use)	578,540 SF	2,248 SF	\$17.00 - \$23.50 Annual/SF	No MG ( \$7.72 )
89	Lease 310 W Wisconsin Ave	Milwaukee, WI 53203	Office (Mixed Use)	578,540 SF	17,453 SF	\$17.00 - \$23.50 Annual/SF	No MG ( \$7.72 )
90	Lease 310 W Wisconsin Ave	Milwaukee, WI 53203	Office (Mixed Use)	578,540 SF	278 SF	\$17.00 - \$23.50 Annual/SF	No MG ( \$7.72 )



**Matthew Dorner**  
mdorner@milwaukee downtown.com  
414-224-7200

Type	Address	Property Type	Property Size	Space Available	Asking Rate	Sub Lease	Lease Type
91	Lease 310 W Wisconsin Ave	Milwaukee, WI 53203	Office (Mixed Use)	578,540 SF	1,519 SF	\$17.00 - \$23.50 Annual/SF	No MG ( \$7.72 )
92	Lease 310 W Wisconsin Ave	Milwaukee, WI 53203	Office (Mixed Use)	578,540 SF	17,453 SF	\$17.00 - \$23.50 Annual/SF	No MG ( \$7.72 )
93	Lease 310 W Wisconsin Ave	Milwaukee, WI 53203	Office (Mixed Use)	578,540 SF	176 SF	\$17.00 - \$23.50 Annual/SF	No MG ( \$7.72 )
94	Lease 310 W Wisconsin Ave	Milwaukee, WI 53203	Office (Mixed Use)	578,540 SF	26,333 SF	\$17.00 - \$23.50 Annual/SF	No MG ( \$7.72 )
95	Lease 310 W Wisconsin Ave	Milwaukee, WI 53203	Office (Mixed Use)	578,540 SF	31,280 SF	\$17.00 - \$23.50 Annual/SF	No MG ( \$7.72 )
96	Lease 310 W Wisconsin Ave	Milwaukee, WI 53203	Office (Mixed Use)	578,540 SF	31,761 SF	\$17.00 - \$23.50 Annual/SF	No MG ( \$7.72 )
97	Lease 310 W Wisconsin Ave	Milwaukee, WI 53203	Office (Mixed Use)	578,540 SF	1,130 SF	\$17.00 - \$23.50 Annual/SF	No MG ( \$7.72 )
98	Lease 310 W Wisconsin Ave	Milwaukee, WI 53203	Office (Mixed Use)	578,540 SF	194 SF	\$17.00 - \$23.50 Annual/SF	No MG ( \$7.72 )
99	Lease 310 W Wisconsin Ave	Milwaukee, WI 53203	Office (Mixed Use)	578,540 SF	16,895 SF	\$17.00 - \$23.50 Annual/SF	No MG ( \$7.72 )
100	Lease 310 W Wisconsin Ave	Milwaukee, WI 53203	Office (Mixed Use)	578,540 SF	4,609 SF	\$17.00 - \$23.50 Annual/SF	No MG ( \$7.72 )
101	Lease 310 W Wisconsin Ave	Milwaukee, WI 53203	Office (Mixed Use)	578,540 SF	4,032 SF	Negotiable	No Unk
102	Lease 310 W Wisconsin Ave	Milwaukee, WI 53203	Office (Mixed Use)	578,540 SF	17,413 SF	\$17.00 - \$23.50 Annual/SF	No MG ( \$7.72 )
103	Lease 310 W Wisconsin Ave	Milwaukee, WI 53203	Office (Mixed Use)	578,540 SF	4,290 SF	\$17.00 - \$23.50 Annual/SF	No MG ( \$7.72 )
104	Lease 310 W Wisconsin Ave	Milwaukee, WI 53203	Office (Mixed Use)	578,540 SF	631 SF	\$17.00 - \$23.50 Annual/SF	No MG ( \$7.72 )
106	Lease 1243 N 10th St	Milwaukee, WI 53205	Office	43,300 SF	1,019 SF	\$14.50 Annual/SF	No NNN ( \$5.50 )
107	Lease 1243 N 10th St	Milwaukee, WI 53205	Office	43,300 SF	5,185 SF	\$14.50 Annual/SF	No NNN
108	Lease 1243 N 10th St	Milwaukee, WI 53205	Office	43,300 SF	2,677 SF	\$14.50 Annual/SF	No NNN
109	Lease 1036-1042 W Juneau Ave	Milwaukee, WI 53233	Office (Mixed Use)	71,220 SF	3,173 SF	\$15.00 Annual/SF	No NNN ( \$10.06 )
111	Lease 313-333 N Plankinton Ave	Milwaukee, WI 53203	Office (Mixed Use)	262,574 SF	2,000 SF	\$18.00 Annual/SF	No MG
112	Lease 313-333 N Plankinton Ave	Milwaukee, WI 53203	Office (Mixed Use)	262,574 SF	5,865 SF	\$18.00 Annual/SF	No MG
113	Lease 1129-1135 N Old World Third St	Milwaukee, WI 53203	Retail (Freestanding)	1,970 SF	1,284 SF	Negotiable	No Unk
Type	Address	Property Type	Property Size	Acres	List Price	Sale Price	\$/SF or \$/Acre
105	Sale 501 W Michigan St	Milwaukee, WI 53203	Office (Corporate Facility)	370,160 SF	2.91 Acres	Negotiable	
110	Sale 740 W Winnebago St	Milwaukee, WI 53205	Land		0.58 Acres	Negotiable	



**Matthew Dorner**  
mdorner@milwaukee downtown.com  
414-224-7200

**HUB640**

640 N 4th St  
Milwaukee, WI 53203

**Owner** NWC 331 COMMERCIAL LLC  
**Tenant**  
**Class** B  
**Building Size** 298,029 SF  
**Year Built** 1895

This remarkable and historic building, in combination with innovative ownership and management, will provide a one-of-a-kind platform for ambitious companies. The superb visibility and flexibility of this mixed-use building is bringing ground-level retail, office space, and loft apartment living to

**Office For Lease**

**Floor/Suite** Floor 5, Suite 500  
**Available SF** 57,976 SF  
**Lease Rate** \$23.00 Annual/SF  
**Lease Type** Gross  
**Date Available** Now  
**NNN Expenses**  
**TI Allowance**

**HUB640**

640 N 4th St  
Milwaukee, WI 53203

**Owner** NWC 331 COMMERCIAL LLC  
**Tenant**  
**Class** B  
**Building Size** 298,029 SF  
**Year Built** 1895

This remarkable and historic building, in combination with innovative ownership and management, will provide a one-of-a-kind platform for ambitious companies. The superb visibility and flexibility of this mixed-use building is bringing ground-level retail, office space, and loft apartment living to

**Office For Lease**

**Floor/Suite** Floor 4, Suite 400  
**Available SF** 57,976 SF  
**Lease Rate** \$23.00 Annual/SF  
**Lease Type** Gross  
**Date Available** Now  
**NNN Expenses**  
**TI Allowance**

**HUB640**

640 N 4th St  
Milwaukee, WI 53203

**Owner** NWC 331 COMMERCIAL LLC  
**Tenant**  
**Class** B  
**Building Size** 298,029 SF  
**Year Built** 1895

This remarkable and historic building, in combination with innovative ownership and management, will provide a one-of-a-kind platform for ambitious companies. The superb visibility and flexibility of this mixed-use building is bringing ground-level retail, office space, and loft apartment living to

**Office For Lease**

**Floor/Suite** Floor 6, Suite Roof  
**Available SF** 1,982 SF  
**Lease Rate** \$23.00 Annual/SF  
**Lease Type** Gross  
**Date Available** Now  
**NNN Expenses**  
**TI Allowance**

**HUB640**

640 N 4th St  
Milwaukee, WI 53203

**Owner** NWC 331 COMMERCIAL LLC  
**Tenant**  
**Class** B  
**Building Size** 298,029 SF  
**Year Built** 1895

This remarkable and historic building, in combination with innovative ownership and management, will provide a one-of-a-kind platform for ambitious companies. The superb visibility and flexibility of this mixed-use building is bringing ground-level retail, office space, and loft apartment living to

**Office For Lease**

**Floor/Suite** Floor 3, Suite 300  
**Available SF** 57,976 SF  
**Lease Rate** \$23.00 Annual/SF  
**Lease Type** Gross  
**Date Available** Now  
**NNN Expenses**  
**TI Allowance**



**Matthew Dorner**  
mdorner@milwaukeedowntown.com  
414-224-7200

**HUB640**

640 N 4th St  
Milwaukee, WI 53203

**Owner** NWC 331 COMMERCIAL LLC

**Tenant**

**Class** B

**Building Size** 298,029 SF

**Year Built** 1895

**Retail For Lease**

5

<b>Floor/Suite</b>	Floor 1, Suite 100
<b>Available SF</b>	66,125 SF
<b>Lease Rate</b>	Negotiable
<b>Lease Type</b>	
<b>Date Available</b>	Now
<b>NNN Expenses</b>	
<b>TI Allowance</b>	

For the first time in over a century, an iconic downtown retail space is on the market, and the neighborhood couldn't be more ready. With a vibrant mix of commerce and culture, an expanding transit line, and an eager residential population, HUB640 is offering up fresh opportunities to a revitalized

**HUB640**

640 N 4th St  
Milwaukee, WI 53203

**Owner** NWC 331 COMMERCIAL LLC

**Tenant**

**Class** B

**Building Size** 298,029 SF


**Year Built** 1895

**Office For Lease**

6

<b>Floor/Suite</b>	Floor 2, Suite 200
<b>Available SF</b>	57,976 SF
<b>Lease Rate</b>	\$23.00 Annual/SF
<b>Lease Type</b>	Gross
<b>Date Available</b>	Now
<b>NNN Expenses</b>	
<b>TI Allowance</b>	

This remarkable and historic building, in combination with innovative ownership and management, will provide a one-of-a-kind platform for ambitious companies. The superb visibility and flexibility of this mixed-use building is bringing ground-level retail, office space, and loft apartment living to

**The Clark Building**

633 W Wisconsin Ave  
Milwaukee, WI 53203

**Owner** 633 CLARK BUILDING LLC

**Tenant**

**Class** B

**Building Size** 230,825 SF


**Year Built** 1964

**Office For Lease**

7

<b>Floor/Suite</b>	Floor 1, Suite 100
<b>Available SF</b>	53,385 SF
<b>Lease Rate</b>	\$16.00 - \$21.00 Annual/SF
<b>Lease Type</b>	Modified Gross
<b>Date Available</b>	Now
<b>NNN Expenses</b>	
<b>TI Allowance</b>	

The Clark Building is conveniently located on bustling Wisconsin Avenue just west of N 6th Street near the Marquette Interchange. The building features a growing collection of amenities and energy-conscious owners. At 230,825 square feet, this steel-constructed building is located within blocks of n

**The Clark Building**

633 W Wisconsin Ave  
Milwaukee, WI 53203

**Owner** 633 CLARK BUILDING LLC

**Tenant**

**Class** B

**Building Size** 230,825 SF

**Year Built** 1964

**Office For Lease**

8

<b>Floor/Suite</b>	Floor 6, Suite 603
<b>Available SF</b>	1,407 SF
<b>Lease Rate</b>	\$16.00 - \$21.00 Annual/SF
<b>Lease Type</b>	Modified Gross
<b>Date Available</b>	Now
<b>NNN Expenses</b>	
<b>TI Allowance</b>	

The Clark Building is conveniently located on bustling Wisconsin Avenue just west of N 6th Street near the Marquette Interchange. The building features a growing collection of amenities and energy-conscious owners. At 230,825 square feet, this steel-constructed building is located within blocks of n



**Matthew Dorner**  
mdorner@milwaukeedowntown.com  
414-224-7200



## The Clark Building

633 W Wisconsin Ave  
Milwaukee, WI 53203


**Owner** 633 CLARK BUILDING LLC  
**Tenant**  
**Class** B  
**Building Size** 230,825 SF  
**Year Built** 1964

## Office For Lease

9

<b>Floor/Suite</b>	Floor 3, Suite 304
<b>Available SF</b>	811 SF
<b>Lease Rate</b>	\$16.00 - \$21.00 Annual/SF
<b>Lease Type</b>	Modified Gross
<b>Date Available</b>	Now
<b>NNN Expenses</b>	
<b>TI Allowance</b>	

The Clark Building is conveniently located on bustling Wisconsin Avenue just west of N 6th Street near the Marquette Interchange. The building features a growing collection of amenities and energy-conscious owners. At 230,825 square feet, this steel-constructed building is located within blocks of n



## The Clark Building

633 W Wisconsin Ave  
Milwaukee, WI 53203


**Owner** 633 CLARK BUILDING LLC  
**Tenant**  
**Class** B  
**Building Size** 230,825 SF  
**Year Built** 1964

## Office For Lease

10

<b>Floor/Suite</b>	Floor 6, Suite 607
<b>Available SF</b>	1,375 SF
<b>Lease Rate</b>	\$16.00 - \$21.00 Annual/SF
<b>Lease Type</b>	Modified Gross
<b>Date Available</b>	Now
<b>NNN Expenses</b>	
<b>TI Allowance</b>	

The Clark Building is conveniently located on bustling Wisconsin Avenue just west of N 6th Street near the Marquette Interchange. The building features a growing collection of amenities and energy-conscious owners. At 230,825 square feet, this steel-constructed building is located within blocks of n



## The Clark Building

633 W Wisconsin Ave  
Milwaukee, WI 53203

**Owner** 633 CLARK BUILDING LLC  
**Tenant**  
**Class** B  
**Building Size** 230,825 SF  
**Year Built** 1964

## Office For Lease

11

<b>Floor/Suite</b>	Floor 12, Suite 1215
<b>Available SF</b>	2,512 SF
<b>Lease Rate</b>	\$16.00 - \$21.00 Annual/SF
<b>Lease Type</b>	Modified Gross
<b>Date Available</b>	Now
<b>NNN Expenses</b>	
<b>TI Allowance</b>	

The Clark Building is conveniently located on bustling Wisconsin Avenue just west of N 6th Street near the Marquette Interchange. The building features a growing collection of amenities and energy-conscious owners. At 230,825 square feet, this steel-constructed building is located within blocks of n



**Matthew Dorner**  
mdorner@milwaukeedowntown.com  
414-224-7200



## The Clark Building

633 W Wisconsin Ave  
Milwaukee, WI 53203


**Owner** 633 CLARK BUILDING LLC  
**Tenant**  
**Class** B  
**Building Size** 230,825 SF  
**Year Built** 1964

## Office For Lease

12

<b>Floor/Suite</b>	Floor 4, Suite 400
<b>Available SF</b>	1,138 SF
<b>Lease Rate</b>	\$16.00 - \$21.00 Annual/SF
<b>Lease Type</b>	Modified Gross
<b>Date Available</b>	Now
<b>NNN Expenses</b>	
<b>TI Allowance</b>	

The Clark Building is conveniently located on bustling Wisconsin Avenue just west of N 6th Street near the Marquette Interchange. The building features a growing collection of amenities and energy-conscious owners. At 230,825 square feet, this steel-constructed building is located within blocks of n



## The Clark Building

633 W Wisconsin Ave  
Milwaukee, WI 53203


**Owner** 633 CLARK BUILDING LLC  
**Tenant**  
**Class** B  
**Building Size** 230,825 SF  
**Year Built** 1964

## Office For Lease

13

<b>Floor/Suite</b>	Floor 13, Suite 1305
<b>Available SF</b>	2,990 SF
<b>Lease Rate</b>	\$16.00 - \$21.00 Annual/SF
<b>Lease Type</b>	Modified Gross
<b>Date Available</b>	Now
<b>NNN Expenses</b>	
<b>TI Allowance</b>	

The Clark Building is conveniently located on bustling Wisconsin Avenue just west of N 6th Street near the Marquette Interchange. The building features a growing collection of amenities and energy-conscious owners. At 230,825 square feet, this steel-constructed building is located within blocks of n



## The Clark Building

633 W Wisconsin Ave  
Milwaukee, WI 53203

**Owner** 633 CLARK BUILDING LLC  
**Tenant**  
**Class** B  
**Building Size** 230,825 SF  
**Year Built** 1964

## Office For Lease

14

<b>Floor/Suite</b>	Floor 13, Suite 1300
<b>Available SF</b>	2,586 SF
<b>Lease Rate</b>	\$16.00 - \$21.00 Annual/SF
<b>Lease Type</b>	Modified Gross
<b>Date Available</b>	Now
<b>NNN Expenses</b>	
<b>TI Allowance</b>	

The Clark Building is conveniently located on bustling Wisconsin Avenue just west of N 6th Street near the Marquette Interchange. The building features a growing collection of amenities and energy-conscious owners. At 230,825 square feet, this steel-constructed building is located within blocks of n



**Matthew Dorner**  
mdorner@milwaukeedowntown.com  
414-224-7200





## The Clark Building

633 W Wisconsin Ave  
Milwaukee, WI 53203


**Owner** 633 CLARK BUILDING LLC  
**Tenant**  
**Class** B  
**Building Size** 230,825 SF  
**Year Built** 1964

## Office For Lease

15

<b>Floor/Suite</b>	Floor 20, Suite 2000
<b>Available SF</b>	11,668 SF
<b>Lease Rate</b>	\$16.00 - \$21.00 Annual/SF
<b>Lease Type</b>	Modified Gross
<b>Date Available</b>	Now
<b>NNN Expenses</b>	
<b>TI Allowance</b>	

The Clark Building is conveniently located on bustling Wisconsin Avenue just west of N 6th Street near the Marquette Interchange. The building features a growing collection of amenities and energy-conscious owners. At 230,825 square feet, this steel-constructed building is located within blocks of n



## The Clark Building

633 W Wisconsin Ave  
Milwaukee, WI 53203


**Owner** 633 CLARK BUILDING LLC  
**Tenant**  
**Class** B  
**Building Size** 230,825 SF  
**Year Built** 1964

## Office For Lease

16

<b>Floor/Suite</b>	Floor 6, Suite 610
<b>Available SF</b>	6,849 SF
<b>Lease Rate</b>	\$16.00 - \$21.00 Annual/SF
<b>Lease Type</b>	Modified Gross
<b>Date Available</b>	Now
<b>NNN Expenses</b>	
<b>TI Allowance</b>	

The Clark Building is conveniently located on bustling Wisconsin Avenue just west of N 6th Street near the Marquette Interchange. The building features a growing collection of amenities and energy-conscious owners. At 230,825 square feet, this steel-constructed building is located within blocks of n



## The Clark Building

633 W Wisconsin Ave  
Milwaukee, WI 53203

**Owner** 633 CLARK BUILDING LLC  
**Tenant**  
**Class** B  
**Building Size** 230,825 SF  
**Year Built** 1964

## Office For Lease

17

<b>Floor/Suite</b>	Floor 4, Suite 409
<b>Available SF</b>	913 SF
<b>Lease Rate</b>	\$16.00 - \$21.00 Annual/SF
<b>Lease Type</b>	Modified Gross
<b>Date Available</b>	Now
<b>NNN Expenses</b>	
<b>TI Allowance</b>	

The Clark Building is conveniently located on bustling Wisconsin Avenue just west of N 6th Street near the Marquette Interchange. The building features a growing collection of amenities and energy-conscious owners. At 230,825 square feet, this steel-constructed building is located within blocks of n



**Matthew Dorner**  
mdorner@milwaukeedowntown.com  
414-224-7200



### The Clark Building

633 W Wisconsin Ave  
Milwaukee, WI 53203

<b>Owner</b>	633 CLARK BUILDING LLC
<b>Tenant</b>	
<b>Class</b>	B
<b>Building Size</b>	230,825 SF
<b>Year Built</b>	1964

### Office For Lease

18

<b>Floor/Suite</b>	Floor 13, Suite 1307
<b>Available SF</b>	773 SF
<b>Lease Rate</b>	\$16.00 - \$21.00 Annual/SF
<b>Lease Type</b>	Modified Gross
<b>Date Available</b>	10/01/2019
<b>NNN Expenses</b>	
<b>TI Allowance</b>	

The Clark Building is conveniently located on bustling Wisconsin Avenue just west of N 6th Street near the Marquette Interchange. The building features a growing collection of amenities and energy-conscious owners. At 230,825 square feet, this steel-constructed building is located within blocks of n



### The Clark Building

633 W Wisconsin Ave  
Milwaukee, WI 53203


<b>Owner</b>	633 CLARK BUILDING LLC
<b>Tenant</b>	
<b>Class</b>	B
<b>Building Size</b>	230,825 SF
<b>Year Built</b>	1964

### Office For Lease

19

<b>Floor/Suite</b>	Floor 5, Suite 509
<b>Available SF</b>	1,896 SF
<b>Lease Rate</b>	\$16.00 - \$21.00 Annual/SF
<b>Lease Type</b>	Modified Gross
<b>Date Available</b>	Now
<b>NNN Expenses</b>	
<b>TI Allowance</b>	

The Clark Building is conveniently located on bustling Wisconsin Avenue just west of N 6th Street near the Marquette Interchange. The building features a growing collection of amenities and energy-conscious owners. At 230,825 square feet, this steel-constructed building is located within blocks of n



### The Clark Building

633 W Wisconsin Ave  
Milwaukee, WI 53203

<b>Owner</b>	633 CLARK BUILDING LLC
<b>Tenant</b>	
<b>Class</b>	B
<b>Building Size</b>	230,825 SF
<b>Year Built</b>	1964

### Office For Lease

20

<b>Floor/Suite</b>	Floor 13, Suite 1310
<b>Available SF</b>	5,139 SF
<b>Lease Rate</b>	\$16.00 - \$21.00 Annual/SF
<b>Lease Type</b>	Modified Gross
<b>Date Available</b>	Now
<b>NNN Expenses</b>	
<b>TI Allowance</b>	

The Clark Building is conveniently located on bustling Wisconsin Avenue just west of N 6th Street near the Marquette Interchange. The building features a growing collection of amenities and energy-conscious owners. At 230,825 square feet, this steel-constructed building is located within blocks of n



**Matthew Dorner**  
mdorner@milwaukeedowntown.com  
414-224-7200





## The Clark Building

633 W Wisconsin Ave  
Milwaukee, WI 53203


**Owner** 633 CLARK BUILDING LLC  
**Tenant**  
**Class** B  
**Building Size** 230,825 SF  
**Year Built** 1964

## Office For Lease

21

<b>Floor/Suite</b>	Floor 3, Suite 302
<b>Available SF</b>	1,063 SF
<b>Lease Rate</b>	\$16.00 - \$21.00 Annual/SF
<b>Lease Type</b>	Modified Gross
<b>Date Available</b>	Now
<b>NNN Expenses</b>	
<b>TI Allowance</b>	

The Clark Building is conveniently located on bustling Wisconsin Avenue just west of N 6th Street near the Marquette Interchange. The building features a growing collection of amenities and energy-conscious owners. At 230,825 square feet, this steel-constructed building is located within blocks of n



## The Clark Building

633 W Wisconsin Ave  
Milwaukee, WI 53203


**Owner** 633 CLARK BUILDING LLC  
**Tenant**  
**Class** B  
**Building Size** 230,825 SF  
**Year Built** 1964

## Office For Lease

22

<b>Floor/Suite</b>	Floor 5, Suite 512
<b>Available SF</b>	147 SF
<b>Lease Rate</b>	\$16.00 - \$21.00 Annual/SF
<b>Lease Type</b>	Modified Gross
<b>Date Available</b>	Now
<b>NNN Expenses</b>	
<b>TI Allowance</b>	

The Clark Building is conveniently located on bustling Wisconsin Avenue just west of N 6th Street near the Marquette Interchange. The building features a growing collection of amenities and energy-conscious owners. At 230,825 square feet, this steel-constructed building is located within blocks of n



## The Clark Building

633 W Wisconsin Ave  
Milwaukee, WI 53203

**Owner** 633 CLARK BUILDING LLC  
**Tenant**  
**Class** B  
**Building Size** 230,825 SF  
**Year Built** 1964

## Office For Lease

23

<b>Floor/Suite</b>	Floor 19, Suite 1930
<b>Available SF</b>	2,994 SF
<b>Lease Rate</b>	\$16.00 - \$21.00 Annual/SF
<b>Lease Type</b>	Modified Gross
<b>Date Available</b>	Now
<b>NNN Expenses</b>	
<b>TI Allowance</b>	

The Clark Building is conveniently located on bustling Wisconsin Avenue just west of N 6th Street near the Marquette Interchange. The building features a growing collection of amenities and energy-conscious owners. At 230,825 square feet, this steel-constructed building is located within blocks of n



**Matthew Dorner**  
mdorner@milwaukeedowntown.com  
414-224-7200



## The Clark Building

633 W Wisconsin Ave  
Milwaukee, WI 53203


**Owner** 633 CLARK BUILDING LLC  
**Tenant**  
**Class** B  
**Building Size** 230,825 SF  
**Year Built** 1964

## Office For Lease

24

<b>Floor/Suite</b>	Floor 19, Suite 1910
<b>Available SF</b>	1,675 SF
<b>Lease Rate</b>	\$16.00 - \$21.00 Annual/SF
<b>Lease Type</b>	Modified Gross
<b>Date Available</b>	Now
<b>NNN Expenses</b>	
<b>TI Allowance</b>	

The Clark Building is conveniently located on bustling Wisconsin Avenue just west of N 6th Street near the Marquette Interchange. The building features a growing collection of amenities and energy-conscious owners. At 230,825 square feet, this steel-constructed building is located within blocks of n



## The Clark Building

633 W Wisconsin Ave  
Milwaukee, WI 53203


**Owner** 633 CLARK BUILDING LLC  
**Tenant**  
**Class** B  
**Building Size** 230,825 SF  
**Year Built** 1964

## Office For Lease

25

<b>Floor/Suite</b>	Floor 3, Suite 303
<b>Available SF</b>	1,247 SF
<b>Lease Rate</b>	\$16.00 - \$21.00 Annual/SF
<b>Lease Type</b>	Modified Gross
<b>Date Available</b>	Now
<b>NNN Expenses</b>	
<b>TI Allowance</b>	

The Clark Building is conveniently located on bustling Wisconsin Avenue just west of N 6th Street near the Marquette Interchange. The building features a growing collection of amenities and energy-conscious owners. At 230,825 square feet, this steel-constructed building is located within blocks of n



## The Clark Building

633 W Wisconsin Ave  
Milwaukee, WI 53203

**Owner** 633 CLARK BUILDING LLC  
**Tenant**  
**Class** B  
**Building Size** 230,825 SF  
**Year Built** 1964

## Office For Lease

26

<b>Floor/Suite</b>	Floor 12, Suite 1220
<b>Available SF</b>	5,551 SF
<b>Lease Rate</b>	\$16.00 - \$21.00 Annual/SF
<b>Lease Type</b>	Modified Gross
<b>Date Available</b>	Now
<b>NNN Expenses</b>	
<b>TI Allowance</b>	

The Clark Building is conveniently located on bustling Wisconsin Avenue just west of N 6th Street near the Marquette Interchange. The building features a growing collection of amenities and energy-conscious owners. At 230,825 square feet, this steel-constructed building is located within blocks of n



**Matthew Dorner**  
mdorner@milwaukeedowntown.com  
414-224-7200

**Block 6**

420 W Juneau Ave  
Milwaukee, WI 53203

**Owner** MILWAUKEE COUNTY  
**Tenant**  
**Class**  
**Building Size** 250,000 SF  
**Year Built**

**Office For Lease****27**

**Floor/Suite** Floor 1-14, Suite Bldg  
**Available SF** 250,000 SF  
**Lease Rate** \$26.00 Annual/SF  
**Lease Type** NNN  
**Date Available** 07/01/2022  
**NNN Expenses**  
**TI Allowance**

This is the start of a new downtown. Join the Milwaukee Bucks at The Arena District, downtown Milwaukee's premiere new development site. Head of the Herd Development LLC, an affiliate of the Milwaukee Bucks, is now welcoming new office tenants via a Class A office development. This new site will hav

**Milwaukee Intermodal Station**

433 W St Paul Ave  
Milwaukee, WI 53203

**Owner** STATE OF WI DEPT OF TRANS DTSD PASSENGER RAIL PROG  
MGMT, PLANNING MGR  
**Tenant**  
**Class** B  
**Building Size** 43,291 SF  
**Year Built**

**Office For Lease****28**

**Floor/Suite** Floor 2, Suite 200  
**Available SF** 18,558 SF  
**Lease Rate** \$21.00 Annual/SF  
**Lease Type** Modified Gross  
**Date Available** Now  
**NNN Expenses**  
**TI Allowance**

Station naming rights and branding options available. Available office space is located above Milwaukee's transportation hub, the Milwaukee Intermodal Station. Transportation services include Amtrak, Greyhound and local/regional bus services. Unique office opportunity for companies that benefit from

**Century Building**

222-240 W Wells St  
Milwaukee, WI 53203

**Owner** 230 WELLS STREET COMMERCIAL LLC  
**Tenant**  
**Class** B  
**Building Size** 110,427 SF  
**Year Built** 1925

**Office For Lease****29**

**Floor/Suite** Floor 2, Suite 212  
**Available SF** 3,041 SF  
**Lease Rate** \$16.00 Annual/SF  
**Lease Type** Modified Gross  
**Date Available** Now  
**NNN Expenses**  
**TI Allowance**

Newly renovated historic lobby. Reserved underground parking available.

**Century Building**

222-240 W Wells St  
Milwaukee, WI 53203

**Owner** 230 WELLS STREET COMMERCIAL LLC  
**Tenant**  
**Class** B  
**Building Size** 110,427 SF  
**Year Built** 1925

**Office For Lease****30**

**Floor/Suite** Floor 7, Suite 700  
**Available SF** 9,928 SF  
**Lease Rate** \$16.00 Annual/SF  
**Lease Type** Modified Gross  
**Date Available** Now  
**NNN Expenses**  
**TI Allowance**

Newly renovated historic lobby. Reserved underground parking available.



**Matthew Dorner**  
mdorner@milwaukeedowntown.com  
414-224-7200



5

## Century Building

222-240 W Wells St  
Milwaukee, WI 53203

**Owner** 230 WELLS STREET COMMERCIAL LLC  
**Tenant**  
**Class** B  
**Building Size** 110,427 SF  
**Year Built** 1925

## Office For Lease

31

**Floor/Suite** Floor 2, Suite 222  
**Available SF** 4,036 SF  
**Lease Rate** \$16.00 Annual/SF  
**Lease Type** Modified Gross  
**Date Available** Now  
**NNN Expenses**  
**TI Allowance**

Newly renovated historic lobby. Reserved underground parking available.



5

## Century Building

222-240 W Wells St  
Milwaukee, WI 53203

**Owner** 230 WELLS STREET COMMERCIAL LLC  
**Tenant**  
**Class** B  
**Building Size** 110,427 SF  
**Year Built** 1925

## Office For Lease

32

**Floor/Suite** Floor 8, Suite 800  
**Available SF** 11,011 SF  
**Lease Rate** \$16.00 Annual/SF  
**Lease Type** Modified Gross  
**Date Available** Now  
**NNN Expenses**  
**TI Allowance**

Newly renovated historic lobby. Reserved underground parking available.



6

## The Steinmeyer Building

1044-1054 N Old World Third St  
Milwaukee, WI 53203

**Owner** HIGHLAND BEACH SURFER INC  
**Tenant**  
**Class** B  
**Building Size** 76,904 SF  
**Year Built** 1893

## Office For Lease

33

**Floor/Suite** Floor 3, Suite 312  
**Available SF** 3,176 SF  
**Lease Rate** \$12.50 - \$15.50 Annual/SF  
**Lease Type** Modified Gross  
**Date Available** Now  
**NNN Expenses**  
**TI Allowance**

Historic building with an atmosphere of old world charm. Within walking distance of shops, restaurants, banks and more. Featuring new common areas with original hardwood floors.



6

## The Steinmeyer Building

1044-1054 N Old World Third St  
Milwaukee, WI 53203

**Owner** HIGHLAND BEACH SURFER INC  
**Tenant**  
**Class** B  
**Building Size** 76,904 SF  
**Year Built** 1893

## Office For Lease

34

**Floor/Suite** Floor 4, Suite 404  
**Available SF** 3,972 SF  
**Lease Rate** \$12.50 - \$15.50 Annual/SF  
**Lease Type** Modified Gross  
**Date Available** Now  
**NNN Expenses**  
**TI Allowance**

Historic building with an atmosphere of old world charm. Within walking distance of shops, restaurants, banks and more. Featuring new common areas with original hardwood floors.



**Matthew Dorner**  
mdorner@milwaukeedowntown.com  
414-224-7200



## The Steinmeyer Building

1044-1054 N Old World Third St  
Milwaukee, WI 53203

**Owner** HIGHLAND BEACH SURFER INC  
**Tenant**  
**Class** B  
**Building Size** 76,904 SF  
**Year Built** 1893

## Office For Lease

35

<b>Floor/Suite</b>	Floor 2, Suite 206
<b>Available SF</b>	1,730 SF
<b>Lease Rate</b>	\$12.50 - \$15.50 Annual/SF
<b>Lease Type</b>	Modified Gross
<b>Date Available</b>	Now
<b>NNN Expenses</b>	
<b>TI Allowance</b>	

Historic building with an atmosphere of old world charm. Within walking distance of shops, restaurants, banks and more. Featuring new common areas with original hardwood floors.



## The Steinmeyer Building

1044-1054 N Old World Third St  
Milwaukee, WI 53203

**Owner** HIGHLAND BEACH SURFER INC  
**Tenant**  
**Class** B  
**Building Size** 76,904 SF  
**Year Built** 1893

## Office For Lease

36

<b>Floor/Suite</b>	Floor 4, Suite 406
<b>Available SF</b>	1,864 SF
<b>Lease Rate</b>	\$12.50 - \$15.50 Annual/SF
<b>Lease Type</b>	Modified Gross
<b>Date Available</b>	Now
<b>NNN Expenses</b>	
<b>TI Allowance</b>	

Historic building with an atmosphere of old world charm. Within walking distance of shops, restaurants, banks and more. Featuring new common areas with original hardwood floors.



## The Steinmeyer Building

1044-1054 N Old World Third St  
Milwaukee, WI 53203

**Owner** HIGHLAND BEACH SURFER INC  
**Tenant**  
**Class** B  
**Building Size** 76,904 SF  
**Year Built** 1893

## Office For Lease

37

<b>Floor/Suite</b>	Floor 3, Suite 308
<b>Available SF</b>	2,490 SF
<b>Lease Rate</b>	\$12.50 - \$15.50 Annual/SF
<b>Lease Type</b>	Modified Gross
<b>Date Available</b>	Now
<b>NNN Expenses</b>	
<b>TI Allowance</b>	

Historic building with an atmosphere of old world charm. Within walking distance of shops, restaurants, banks and more. Featuring new common areas with original hardwood floors.



## The Steinmeyer Building

1044-1054 N Old World Third St  
Milwaukee, WI 53203

**Owner** HIGHLAND BEACH SURFER INC  
**Tenant**  
**Class** B  
**Building Size** 76,904 SF  
**Year Built** 1893

## Office For Lease

38

<b>Floor/Suite</b>	Floor 4, Suite 401
<b>Available SF</b>	2,768 SF
<b>Lease Rate</b>	\$12.50 - \$15.50 Annual/SF
<b>Lease Type</b>	Modified Gross
<b>Date Available</b>	Now
<b>NNN Expenses</b>	
<b>TI Allowance</b>	

Historic building with an atmosphere of old world charm. Within walking distance of shops, restaurants, banks and more. Featuring new common areas with original hardwood floors.



**Matthew Dorner**  
mdorner@milwaukeedowntown.com  
414-224-7200



## The Steinmeyer Building

1044-1054 N Old World Third St  
Milwaukee, WI 53203

**Owner** HIGHLAND BEACH SURFER INC  
**Tenant**  
**Class** B  
**Building Size** 76,904 SF  
**Year Built** 1893

## Office Sublease

39

**Floor/Suite** Floor 3, Suite 303  
**Available SF** 2,562 SF  
**Lease Rate** \$14.19 Annual/SF  
**Lease Type** Gross  
**Date Available** Now  
**NNN Expenses**  
**TI Allowance**

Shared office suite. Lots of natural light. Downtown on Old World 3rd St. Next to the Fiserv Forum. Walk to bars, restaurants and entertainment district. On the riverwalk. Share common areas; kitchen, conference area and lounge. Parking available in the Marcus Garage. \$3,030/mo.



## The River Bank Plaza

740-744 N Plankinton Ave  
Milwaukee, WI 53203

**Owner** RIVER BANK PLAZA LLC  
**Tenant**  
**Class** B  
**Building Size** 81,865 SF  
**Year Built** 1912

## Office For Lease

40

**Floor/Suite** Floor 8, Suite 836  
**Available SF** 2,230 SF  
**Lease Rate** \$14.00 Annual/SF  
**Lease Type** Gross  
**Date Available** Now  
**NNN Expenses**  
**TI Allowance**

Parking available. Great views of the river and downtown Milwaukee. First floor features a full-service restaurant Rock Bottom. No pass through expenses.



## The River Bank Plaza

740-744 N Plankinton Ave  
Milwaukee, WI 53203

**Owner** RIVER BANK PLAZA LLC  
**Tenant**  
**Class** B  
**Building Size** 81,865 SF  
**Year Built** 1912

## Office For Lease

41

**Floor/Suite** Floor 3, Suite 300  
**Available SF** 1,733 SF  
**Lease Rate** \$16.00 - \$18.00  
Annual/SF  
**Lease Type** Gross  
**Date Available** Now  
**NNN Expenses**  
**TI Allowance**

Parking available. Great views of the river and downtown Milwaukee. First floor features a full-service restaurant Rock Bottom. No pass through expenses.



## The River Bank Plaza

740-744 N Plankinton Ave  
Milwaukee, WI 53203

**Owner** RIVER BANK PLAZA LLC  
**Tenant**  
**Class** B  
**Building Size** 81,865 SF  
**Year Built** 1912

## Office For Lease

42

**Floor/Suite** Floor 2, Suite 200  
**Available SF** 2,705 SF  
**Lease Rate** \$16.00 - \$18.00  
Annual/SF  
**Lease Type** Gross  
**Date Available** Now  
**NNN Expenses**  
**TI Allowance**

Parking available. Great views of the river and downtown Milwaukee. First floor features a full-service restaurant Rock Bottom. No pass through expenses.



**Matthew Dorner**  
mdorner@milwaukeedowntown.com  
414-224-7200





## The River Bank Plaza

740-744 N Plankinton Ave  
Milwaukee, WI 53203

**Owner** RIVER BANK PLAZA LLC  
**Tenant**  
**Class** B  
**Building Size** 81,865 SF  
**Year Built** 1912

## Office For Lease

43

<b>Floor/Suite</b>	Floor 5, Suite 530
<b>Available SF</b>	1,875 SF
<b>Lease Rate</b>	\$16.00 - \$18.00 Annual/SF
<b>Lease Type</b>	Gross
<b>Date Available</b>	Now
<b>NNN Expenses</b>	
<b>TI Allowance</b>	

Parking available. Great views of the river and downtown Milwaukee. First floor features a full-service restaurant Rock Bottom. No pass through expenses.



## The River Bank Plaza

740-744 N Plankinton Ave  
Milwaukee, WI 53203

**Owner** RIVER BANK PLAZA LLC  
**Tenant**  
**Class** B  
**Building Size** 81,865 SF  
**Year Built** 1912

## Office For Lease

44

<b>Floor/Suite</b>	Floor 7, Suite 730
<b>Available SF</b>	2,392 SF
<b>Lease Rate</b>	\$16.00 - \$18.00 Annual/SF
<b>Lease Type</b>	Gross
<b>Date Available</b>	Now
<b>NNN Expenses</b>	
<b>TI Allowance</b>	

Parking available. Great views of the river and downtown Milwaukee. First floor features a full-service restaurant Rock Bottom. No pass through expenses.



## The River Bank Plaza

740-744 N Plankinton Ave  
Milwaukee, WI 53203

**Owner** RIVER BANK PLAZA LLC  
**Tenant**  
**Class** B  
**Building Size** 81,865 SF  
**Year Built** 1912

## Office For Lease

45

<b>Floor/Suite</b>	Floor 4, Suite 400
<b>Available SF</b>	5,634 SF
<b>Lease Rate</b>	\$16.00 - \$18.00 Annual/SF
<b>Lease Type</b>	Gross
<b>Date Available</b>	Now
<b>NNN Expenses</b>	
<b>TI Allowance</b>	

Parking available. Great views of the river and downtown Milwaukee. First floor features a full-service restaurant Rock Bottom. No pass through expenses.



## The River Bank Plaza

740-744 N Plankinton Ave  
Milwaukee, WI 53203

**Owner** RIVER BANK PLAZA LLC  
**Tenant**  
**Class** B  
**Building Size** 81,865 SF  
**Year Built** 1912

## Office For Lease

46

<b>Floor/Suite</b>	Floor 2, Suite 210
<b>Available SF</b>	2,575 SF
<b>Lease Rate</b>	\$16.00 - \$18.00 Annual/SF
<b>Lease Type</b>	Gross
<b>Date Available</b>	Now
<b>NNN Expenses</b>	
<b>TI Allowance</b>	

Parking available. Great views of the river and downtown Milwaukee. First floor features a full-service restaurant Rock Bottom. No pass through expenses.



**Matthew Dorner**  
mdorner@milwaueedowntown.com  
414-224-7200



8

## Riverfront Plaza

1104-1110 N Old World Third St  
Milwaukee, WI 53203

**Owner** ANDOVER PORTLAND AVENUE

**Tenant**

**Class** A

**Building Size** 116,000 SF

**Year Built** 1923

## Office For Lease

47

<b>Floor/Suite</b>	Floor 2, Suite 215
<b>Available SF</b>	3,693 SF
<b>Lease Rate</b>	\$16.50 - \$18.00 Annual/SF
<b>Lease Type</b>	Modified Gross
<b>Date Available</b>	Now
<b>NNN Expenses</b>	
<b>TI Allowance</b>	

Prominent location with high visibility. Sign placement available on building monument sign. Located on Riverwalk with fantastic views of Downtown Milwaukee. Conveniently located nearby numerous dining, hotel and amenities including Milwaukee's theater, sports and entertainment district. First floor



8

## Riverfront Plaza

1104-1110 N Old World Third St  
Milwaukee, WI 53203

**Owner** ANDOVER PORTLAND AVENUE

**Tenant**

**Class** A

**Building Size** 116,000 SF

**Year Built** 1923

## Office For Lease

48

<b>Floor/Suite</b>	Floor 3, Suite 301
<b>Available SF</b>	4,859 SF
<b>Lease Rate</b>	\$16.50 - \$18.00 Annual/SF
<b>Lease Type</b>	Modified Gross
<b>Date Available</b>	Now
<b>NNN Expenses</b>	
<b>TI Allowance</b>	

Prominent location with high visibility. Sign placement available on building monument sign. Located on Riverwalk with fantastic views of Downtown Milwaukee. Conveniently located nearby numerous dining, hotel and amenities including Milwaukee's theater, sports and entertainment district. First floor



8

## Riverfront Plaza

1104-1110 N Old World Third St  
Milwaukee, WI 53203

**Owner** ANDOVER PORTLAND AVENUE

**Tenant**

**Class** A

**Building Size** 116,000 SF

**Year Built** 1923

## Office For Lease

49

<b>Floor/Suite</b>	Floor 6, Suite 620
<b>Available SF</b>	2,544 SF
<b>Lease Rate</b>	\$16.50 - \$18.00 Annual/SF
<b>Lease Type</b>	Modified Gross
<b>Date Available</b>	Now
<b>NNN Expenses</b>	
<b>TI Allowance</b>	

Prominent location with high visibility. Sign placement available on building monument sign. Located on Riverwalk with fantastic views of Downtown Milwaukee. Conveniently located nearby numerous dining, hotel and amenities including Milwaukee's theater, sports and entertainment district. First floor



**Matthew Dorner**  
mdorner@milwaukeedowntown.com  
414-224-7200



8

## Riverfront Plaza

1104-1110 N Old World Third St  
Milwaukee, WI 53203

**Owner** ANDOVER PORTLAND AVENUE

**Tenant**

**Class** A

**Building Size** 116,000 SF

**Year Built** 1923

## Office For Lease

50

<b>Floor/Suite</b>	Floor 6, Suite 630
<b>Available SF</b>	3,005 SF
<b>Lease Rate</b>	\$16.50 - \$18.00 Annual/SF
<b>Lease Type</b>	Modified Gross
<b>Date Available</b>	Now
<b>NNN Expenses</b>	
<b>TI Allowance</b>	

Prominent location with high visibility. Sign placement available on building monument sign. Located on Riverwalk with fantastic views of Downtown Milwaukee. Conveniently located nearby numerous dining, hotel and amenities including Milwaukee's theater, sports and entertainment district. First floor



8

## Riverfront Plaza

1104-1110 N Old World Third St  
Milwaukee, WI 53203

**Owner** ANDOVER PORTLAND AVENUE

**Tenant**

**Class** A

**Building Size** 116,000 SF

**Year Built** 1923

## Office For Lease

51

<b>Floor/Suite</b>	Floor 2, Suite 202
<b>Available SF</b>	2,425 SF
<b>Lease Rate</b>	\$16.50 - \$18.00 Annual/SF
<b>Lease Type</b>	Modified Gross
<b>Date Available</b>	Now
<b>NNN Expenses</b>	
<b>TI Allowance</b>	

Prominent location with high visibility. Sign placement available on building monument sign. Located on Riverwalk with fantastic views of Downtown Milwaukee. Conveniently located nearby numerous dining, hotel and amenities including Milwaukee's theater, sports and entertainment district. First floor



8

## Riverfront Plaza

1104-1110 N Old World Third St  
Milwaukee, WI 53203

**Owner** ANDOVER PORTLAND AVENUE

**Tenant**

**Class** A

**Building Size** 116,000 SF

**Year Built** 1923

## Office For Lease

52

<b>Floor/Suite</b>	Floor 6, Suite 600
<b>Available SF</b>	4,209 SF
<b>Lease Rate</b>	\$16.50 - \$18.00 Annual/SF
<b>Lease Type</b>	Modified Gross
<b>Date Available</b>	Now
<b>NNN Expenses</b>	
<b>TI Allowance</b>	

Prominent location with high visibility. Sign placement available on building monument sign. Located on Riverwalk with fantastic views of Downtown Milwaukee. Conveniently located nearby numerous dining, hotel and amenities including Milwaukee's theater, sports and entertainment district. First floor



**Matthew Dorner**  
mdorner@milwaukeedowntown.com  
414-224-7200

**310W**

310 W Wisconsin Ave  
Milwaukee, WI 53203

**Owner** 310 WI EQUITIES LLC  
**Tenant**  
**Class** A  
**Building Size** 578,540 SF  
**Year Built** 1982

**Office For Lease****53**

<b>Floor/Suite</b>	Floor 11, Suite 1100E
<b>Available SF</b>	15,394 SF
<b>Lease Rate</b>	\$17.00 - \$23.50 Annual/SF
<b>Lease Type</b>	Modified Gross
<b>Date Available</b>	Now
<b>NNN Expenses</b>	\$7.72
<b>TI Allowance</b>	

Premier Class "A" ENERGY STAR rated Office Building (95 Score). Full service professionally owned and operated property with on-site property management & security services. Large & small office suites available. Up to 45,000 SF (selected floors). Out-the-door amenities everywhere. Restaurants, Hote

**310W**

310 W Wisconsin Ave  
Milwaukee, WI 53203

**Owner** 310 WI EQUITIES LLC  
**Tenant**  
**Class** A  
**Building Size** 578,540 SF  
**Year Built** 1982

**Retail For Lease****54**

<b>Floor/Suite</b>	Floor 1, Suite PLAZ 2
<b>Available SF</b>	1,625 SF
<b>Lease Rate</b>	Negotiable
<b>Lease Type</b>	
<b>Date Available</b>	Now
<b>NNN Expenses</b>	
<b>TI Allowance</b>	

Close proximity to The Avenue, Wisconsin Center, and Bucks Entertainment District. Plaza area plays host to epicenter of Milwaukee's annual night market June-September. Multiple skywalks connecting to parking garages, The Avenue, and The Hyatt Hotel. Multi-million dollar renovation in progress. Adja

**310W**

310 W Wisconsin Ave  
Milwaukee, WI 53203

**Owner** 310 WI EQUITIES LLC  
**Tenant**  
**Class** A  
**Building Size** 578,540 SF  
**Year Built** 1982

**Office For Lease****55**

<b>Floor/Suite</b>	Floor 6, Suite 600W
<b>Available SF</b>	28,149 SF
<b>Lease Rate</b>	\$17.00 - \$23.50 Annual/SF
<b>Lease Type</b>	Modified Gross
<b>Date Available</b>	Now
<b>NNN Expenses</b>	\$7.72
<b>TI Allowance</b>	

Premier Class "A" ENERGY STAR rated Office Building (95 Score). Full service professionally owned and operated property with on-site property management & security services. Large & small office suites available. Up to 45,000 SF (selected floors). Out-the-door amenities everywhere. Restaurants, Hote



**Matthew Dörner**  
mdorner@milwaukeedowntown.com  
414-224-7200

**310W**

310 W Wisconsin Ave  
Milwaukee, WI 53203

**Owner** 310 WI EQUITIES LLC  
**Tenant**  
**Class** A  
**Building Size** 578,540 SF  
**Year Built** 1982

**Office For Lease****56**

<b>Floor/Suite</b>	Floor 2, Suite 290A
<b>Available SF</b>	1,126 SF
<b>Lease Rate</b>	\$17.00 - \$23.50 Annual/SF
<b>Lease Type</b>	Modified Gross
<b>Date Available</b>	Now
<b>NNN Expenses</b>	\$7.72
<b>TI Allowance</b>	

Premier Class "A" ENERGY STAR rated Office Building (95 Score). Full service professionally owned and operated property with on-site property management & security services. Large & small office suites available. Up to 45,000 SF (selected floors). Out-the-door amenities everywhere. Restaurants, Hote

**310W**

310 W Wisconsin Ave  
Milwaukee, WI 53203

**Owner** 310 WI EQUITIES LLC  
**Tenant**  
**Class** A  
**Building Size** 578,540 SF  
**Year Built** 1982

**Office For Lease****57**

<b>Floor/Suite</b>	Floor 12, Suite 1210E
<b>Available SF</b>	3,218 SF
<b>Lease Rate</b>	\$17.00 - \$23.50 Annual/SF
<b>Lease Type</b>	Modified Gross
<b>Date Available</b>	Now
<b>NNN Expenses</b>	\$7.72
<b>TI Allowance</b>	

Premier Class "A" ENERGY STAR rated Office Building (95 Score). Full service professionally owned and operated property with on-site property management & security services. Large & small office suites available. Up to 45,000 SF (selected floors). Out-the-door amenities everywhere. Restaurants, Hote

**310W**

310 W Wisconsin Ave  
Milwaukee, WI 53203

**Owner** 310 WI EQUITIES LLC  
**Tenant**  
**Class** A  
**Building Size** 578,540 SF  
**Year Built** 1982

**Office For Lease****58**

<b>Floor/Suite</b>	Floor 11, Suite 1155W
<b>Available SF</b>	1,163 SF
<b>Lease Rate</b>	\$17.00 - \$23.50 Annual/SF
<b>Lease Type</b>	Modified Gross
<b>Date Available</b>	Now
<b>NNN Expenses</b>	\$7.72
<b>TI Allowance</b>	

Premier Class "A" ENERGY STAR rated Office Building (95 Score). Full service professionally owned and operated property with on-site property management & security services. Large & small office suites available. Up to 45,000 SF (selected floors). Out-the-door amenities everywhere. Restaurants, Hote



**Matthew Dorner**  
mdorner@milwaukeedowntown.com  
414-224-7200

**310W**

310 W Wisconsin Ave  
Milwaukee, WI 53203

**Owner** 310 WI EQUITIES LLC  
**Tenant**  
**Class** A  
**Building Size** 578,540 SF  
**Year Built** 1982

**Office For Lease****59**

<b>Floor/Suite</b>	Floor 7, Suite 760W
<b>Available SF</b>	2,385 SF
<b>Lease Rate</b>	\$17.00 - \$23.50 Annual/SF
<b>Lease Type</b>	Modified Gross
<b>Date Available</b>	Now
<b>NNN Expenses</b>	\$7.72
<b>TI Allowance</b>	

Premier Class "A" ENERGY STAR rated Office Building (95 Score). Full service professionally owned and operated property with on-site property management & security services. Large & small office suites available. Up to 45,000 SF (selected floors). Out-the-door amenities everywhere. Restaurants, Hote

**310W**

310 W Wisconsin Ave  
Milwaukee, WI 53203

**Owner** 310 WI EQUITIES LLC  
**Tenant**  
**Class** A  
**Building Size** 578,540 SF  
**Year Built** 1982

**Office For Lease****60**

<b>Floor/Suite</b>	Floor 3, Suite 300E
<b>Available SF</b>	17,455 SF
<b>Lease Rate</b>	\$17.00 - \$23.50 Annual/SF
<b>Lease Type</b>	Modified Gross
<b>Date Available</b>	Now
<b>NNN Expenses</b>	\$7.72
<b>TI Allowance</b>	

Premier Class "A" ENERGY STAR rated Office Building (95 Score). Full service professionally owned and operated property with on-site property management & security services. Large & small office suites available. Up to 45,000 SF (selected floors). Out-the-door amenities everywhere. Restaurants, Hote

**310W**

310 W Wisconsin Ave  
Milwaukee, WI 53203

**Owner** 310 WI EQUITIES LLC  
**Tenant**  
**Class** A  
**Building Size** 578,540 SF  
**Year Built** 1982

**Office For Lease****61**

<b>Floor/Suite</b>	Floor 7, Suite 780W
<b>Available SF</b>	12,199 SF
<b>Lease Rate</b>	\$17.00 - \$23.50 Annual/SF
<b>Lease Type</b>	Modified Gross
<b>Date Available</b>	Now
<b>NNN Expenses</b>	\$7.72
<b>TI Allowance</b>	

Premier Class "A" ENERGY STAR rated Office Building (95 Score). Full service professionally owned and operated property with on-site property management & security services. Large & small office suites available. Up to 45,000 SF (selected floors). Out-the-door amenities everywhere. Restaurants, Hote



**Matthew Dorner**  
mdorner@milwaukeedowntown.com  
414-224-7200

**310W**

310 W Wisconsin Ave  
Milwaukee, WI 53203

**Owner** 310 WI EQUITIES LLC  
**Tenant**  
**Class** A  
**Building Size** 578,540 SF  
**Year Built** 1982

**Office For Lease****62**

<b>Floor/Suite</b>	Floor 11, Suite 1175W
<b>Available SF</b>	3,606 SF
<b>Lease Rate</b>	\$17.00 - \$23.50 Annual/SF
<b>Lease Type</b>	Modified Gross
<b>Date Available</b>	Now
<b>NNN Expenses</b>	\$7.72
<b>TI Allowance</b>	

Premier Class "A" ENERGY STAR rated Office Building (95 Score). Full service professionally owned and operated property with on-site property management & security services. Large & small office suites available. Up to 45,000 SF (selected floors). Out-the-door amenities everywhere. Restaurants, Hote

**310W**

310 W Wisconsin Ave  
Milwaukee, WI 53203

**Owner** 310 WI EQUITIES LLC  
**Tenant**  
**Class** A  
**Building Size** 578,540 SF  
**Year Built** 1982

**Retail For Lease****63**

<b>Floor/Suite</b>	Floor 1, Suite PLAZ 3
<b>Available SF</b>	1,601 SF
<b>Lease Rate</b>	Negotiable
<b>Lease Type</b>	
<b>Date Available</b>	Now
<b>NNN Expenses</b>	
<b>TI Allowance</b>	

Close proximity to The Avenue, Wisconsin Center, and Bucks Entertainment District. Plaza area plays host to epicenter of Milwaukee's annual night market June-September. Multiple skywalks connecting to parking garages, The Avenue, and The Hyatt Hotel. Multi-million dollar renovation in progress. Adja

**310W**

310 W Wisconsin Ave  
Milwaukee, WI 53203

**Owner** 310 WI EQUITIES LLC  
**Tenant**  
**Class** A  
**Building Size** 578,540 SF  
**Year Built** 1982

**Office For Lease****64**

<b>Floor/Suite</b>	Floor 6, Suite 600E
<b>Available SF</b>	17,413 SF
<b>Lease Rate</b>	\$17.00 - \$23.50 Annual/SF
<b>Lease Type</b>	Modified Gross
<b>Date Available</b>	Now
<b>NNN Expenses</b>	\$7.72
<b>TI Allowance</b>	

Premier Class "A" ENERGY STAR rated Office Building (95 Score). Full service professionally owned and operated property with on-site property management & security services. Large & small office suites available. Up to 45,000 SF (selected floors). Out-the-door amenities everywhere. Restaurants, Hote



**Matthew Dorner**  
mdorner@milwaukeedowntown.com  
414-224-7200

**310W**

310 W Wisconsin Ave  
Milwaukee, WI 53203

**Owner** 310 WI EQUITIES LLC  
**Tenant**  
**Class** A  
**Building Size** 578,540 SF  
**Year Built** 1982

**Office For Lease****65**

<b>Floor/Suite</b>	Floor 2, Suite 290B
<b>Available SF</b>	776 SF
<b>Lease Rate</b>	\$17.00 - \$23.50 Annual/SF
<b>Lease Type</b>	Modified Gross
<b>Date Available</b>	Now
<b>NNN Expenses</b>	\$7.72
<b>TI Allowance</b>	

Premier Class "A" ENERGY STAR rated Office Building (95 Score). Full service professionally owned and operated property with on-site property management & security services. Large & small office suites available. Up to 45,000 SF (selected floors). Out-the-door amenities everywhere. Restaurants, Hote

**310W**

310 W Wisconsin Ave  
Milwaukee, WI 53203

**Owner** 310 WI EQUITIES LLC  
**Tenant**  
**Class** A  
**Building Size** 578,540 SF  
**Year Built** 1982

**Office For Lease****66**

<b>Floor/Suite</b>	Floor 4, Suite 490A
<b>Available SF</b>	3,310 SF
<b>Lease Rate</b>	\$17.00 - \$23.50 Annual/SF
<b>Lease Type</b>	Modified Gross
<b>Date Available</b>	Now
<b>NNN Expenses</b>	\$7.72
<b>TI Allowance</b>	

Premier Class "A" ENERGY STAR rated Office Building (95 Score). Full service professionally owned and operated property with on-site property management & security services. Large & small office suites available. Up to 45,000 SF (selected floors). Out-the-door amenities everywhere. Restaurants, Hote

**310W**

310 W Wisconsin Ave  
Milwaukee, WI 53203

**Owner** 310 WI EQUITIES LLC  
**Tenant**  
**Class** A  
**Building Size** 578,540 SF  
**Year Built** 1982

**Office For Lease****67**

<b>Floor/Suite</b>	Floor 11, Suite 1100W
<b>Available SF</b>	590 SF
<b>Lease Rate</b>	\$17.00 - \$23.50 Annual/SF
<b>Lease Type</b>	Modified Gross
<b>Date Available</b>	Now
<b>NNN Expenses</b>	\$7.72
<b>TI Allowance</b>	

Premier Class "A" ENERGY STAR rated Office Building (95 Score). Full service professionally owned and operated property with on-site property management & security services. Large & small office suites available. Up to 45,000 SF (selected floors). Out-the-door amenities everywhere. Restaurants, Hote



**Matthew Dorner**  
mdorner@milwaukeedowntown.com  
414-224-7200



**310W**

310 W Wisconsin Ave  
Milwaukee, WI 53203

**Owner** 310 WI EQUITIES LLC  
**Tenant**  
**Class** A  
**Building Size** 578,540 SF  
**Year Built** 1982

**Office For Lease****68**

<b>Floor/Suite</b>	Floor 7, Suite 700E
<b>Available SF</b>	6,632 SF
<b>Lease Rate</b>	\$17.00 - \$23.50 Annual/SF
<b>Lease Type</b>	Modified Gross
<b>Date Available</b>	Now
<b>NNN Expenses</b>	\$7.72
<b>TI Allowance</b>	

Premier Class "A" ENERGY STAR rated Office Building (95 Score). Full service professionally owned and operated property with on-site property management & security services. Large & small office suites available. Up to 45,000 SF (selected floors). Out-the-door amenities everywhere. Restaurants, Hote

**310W**

310 W Wisconsin Ave  
Milwaukee, WI 53203

**Owner** 310 WI EQUITIES LLC  
**Tenant**  
**Class** A  
**Building Size** 578,540 SF  
**Year Built** 1982

**Office For Lease****69**

<b>Floor/Suite</b>	Floor 11, Suite 1120W
<b>Available SF</b>	312 SF
<b>Lease Rate</b>	\$17.00 - \$23.50 Annual/SF
<b>Lease Type</b>	Modified Gross
<b>Date Available</b>	Now
<b>NNN Expenses</b>	\$7.72
<b>TI Allowance</b>	

Premier Class "A" ENERGY STAR rated Office Building (95 Score). Full service professionally owned and operated property with on-site property management & security services. Large & small office suites available. Up to 45,000 SF (selected floors). Out-the-door amenities everywhere. Restaurants, Hote

**310W**

310 W Wisconsin Ave  
Milwaukee, WI 53203

**Owner** 310 WI EQUITIES LLC  
**Tenant**  
**Class** A  
**Building Size** 578,540 SF  
**Year Built** 1982

**Office For Lease****70**

<b>Floor/Suite</b>	Floor 2, Suite 290C
<b>Available SF</b>	955 SF
<b>Lease Rate</b>	\$17.00 - \$23.50 Annual/SF
<b>Lease Type</b>	Modified Gross
<b>Date Available</b>	Now
<b>NNN Expenses</b>	\$7.72
<b>TI Allowance</b>	

Premier Class "A" ENERGY STAR rated Office Building (95 Score). Full service professionally owned and operated property with on-site property management & security services. Large & small office suites available. Up to 45,000 SF (selected floors). Out-the-door amenities everywhere. Restaurants, Hote



**Matthew Dorner**  
mdorner@milwaukeedowntown.com  
414-224-7200

**310W**

310 W Wisconsin Ave  
Milwaukee, WI 53203

**Owner** 310 WI EQUITIES LLC  
**Tenant**  
**Class** A  
**Building Size** 578,540 SF  
**Year Built** 1982

**Office For Lease****71**

<b>Floor/Suite</b>	Floor 4, Suite 400E
<b>Available SF</b>	17,603 SF
<b>Lease Rate</b>	\$17.00 - \$23.50 Annual/SF
<b>Lease Type</b>	Modified Gross
<b>Date Available</b>	Now
<b>NNN Expenses</b>	\$7.72
<b>TI Allowance</b>	

Premier Class "A" ENERGY STAR rated Office Building (95 Score). Full service professionally owned and operated property with on-site property management & security services. Large & small office suites available. Up to 45,000 SF (selected floors). Out-the-door amenities everywhere. Restaurants, Hote

**310W**

310 W Wisconsin Ave  
Milwaukee, WI 53203

**Owner** 310 WI EQUITIES LLC  
**Tenant**  
**Class** A  
**Building Size** 578,540 SF  
**Year Built** 1982

**Retail For Lease****72**

<b>Floor/Suite</b>	Floor 1, Suite PLAZ 1
<b>Available SF</b>	5,062 SF
<b>Lease Rate</b>	Negotiable
<b>Lease Type</b>	
<b>Date Available</b>	Now
<b>NNN Expenses</b>	
<b>TI Allowance</b>	

Close proximity to The Avenue, Wisconsin Center, and Bucks Entertainment District. Plaza area plays host to epicenter of Milwaukee's annual night market June-September. Multiple skywalks connecting to parking garages, The Avenue, and The Hyatt Hotel. Multi-million dollar renovation in progress. Adja

**310W**

310 W Wisconsin Ave  
Milwaukee, WI 53203

**Owner** 310 WI EQUITIES LLC  
**Tenant**  
**Class** A  
**Building Size** 578,540 SF  
**Year Built** 1982

**Office For Lease****73**

<b>Floor/Suite</b>	Floor 9, Suite 950E
<b>Available SF</b>	3,901 SF
<b>Lease Rate</b>	\$17.00 - \$23.50 Annual/SF
<b>Lease Type</b>	Modified Gross
<b>Date Available</b>	Now
<b>NNN Expenses</b>	\$7.72
<b>TI Allowance</b>	

Premier Class "A" ENERGY STAR rated Office Building (95 Score). Full service professionally owned and operated property with on-site property management & security services. Large & small office suites available. Up to 45,000 SF (selected floors). Out-the-door amenities everywhere. Restaurants, Hote

**310W**

310 W Wisconsin Ave  
Milwaukee, WI 53203

**Owner** 310 WI EQUITIES LLC  
**Tenant**  
**Class** A  
**Building Size** 578,540 SF  
**Year Built** 1982

**Office Sublease****74**

<b>Floor/Suite</b>	nullMezzanine, Suite ME150
<b>Available SF</b>	12,481 SF
<b>Lease Rate</b>	\$14.00 Annual/SF
<b>Lease Type</b>	Modified Gross
<b>Date Available</b>	Now
<b>NNN Expenses</b>	
<b>TI Allowance</b>	

Mezzanine



**Matthew Dorner**  
mdorner@milwaukeedowntown.com  
414-224-7200

**310W**

310 W Wisconsin Ave  
Milwaukee, WI 53203

**Owner** 310 WI EQUITIES LLC  
**Tenant**  
**Class** A  
**Building Size** 578,540 SF  
**Year Built** 1982

**Office For Lease****75**

<b>Floor/Suite</b>	Floor 12, Suite 1200E
<b>Available SF</b>	1,978 SF
<b>Lease Rate</b>	\$17.00 - \$23.50 Annual/SF
<b>Lease Type</b>	Modified Gross
<b>Date Available</b>	Now
<b>NNN Expenses</b>	\$7.72
<b>TI Allowance</b>	

Premier Class "A" ENERGY STAR rated Office Building (95 Score). Full service professionally owned and operated property with on-site property management & security services. Large & small office suites available. Up to 45,000 SF (selected floors). Out-the-door amenities everywhere. Restaurants, Hote

**310W**

310 W Wisconsin Ave  
Milwaukee, WI 53203

**Owner** 310 WI EQUITIES LLC  
**Tenant**  
**Class** A  
**Building Size** 578,540 SF  
**Year Built** 1982

**Office For Lease****76**

<b>Floor/Suite</b>	Floor 11, Suite 1142W
<b>Available SF</b>	1,234 SF
<b>Lease Rate</b>	\$17.00 - \$23.50 Annual/SF
<b>Lease Type</b>	Modified Gross
<b>Date Available</b>	Now
<b>NNN Expenses</b>	\$7.72
<b>TI Allowance</b>	

Premier Class "A" ENERGY STAR rated Office Building (95 Score). Full service professionally owned and operated property with on-site property management & security services. Large & small office suites available. Up to 45,000 SF (selected floors). Out-the-door amenities everywhere. Restaurants, Hote

**310W**

310 W Wisconsin Ave  
Milwaukee, WI 53203

**Owner** 310 WI EQUITIES LLC  
**Tenant**  
**Class** A  
**Building Size** 578,540 SF  
**Year Built** 1982

**Office For Lease****77**

<b>Floor/Suite</b>	nullMezzanine, Suite MW120
<b>Available SF</b>	9,640 SF
<b>Lease Rate</b>	\$17.00 - \$23.50 Annual/SF
<b>Lease Type</b>	Modified Gross
<b>Date Available</b>	Now
<b>NNN Expenses</b>	\$7.72
<b>TI Allowance</b>	

Premier Class "A" ENERGY STAR rated Office Building (95 Score). Full service professionally owned and operated property with on-site property management & security services. Large & small office suites available. Up to 45,000 SF (selected floors). Out-the-door amenities everywhere. Restaurants, Hote



**Matthew Dörner**  
mdorner@milwaukeedowntown.com  
414-224-7200

**310W**

310 W Wisconsin Ave  
Milwaukee, WI 53203

**Owner** 310 WI EQUITIES LLC  
**Tenant**  
**Class** A  
**Building Size** 578,540 SF  
**Year Built** 1982

**Office For Lease****78**

<b>Floor/Suite</b>	Floor 9, Suite 900E
<b>Available SF</b>	7,667 SF
<b>Lease Rate</b>	\$17.00 - \$23.50 Annual/SF
<b>Lease Type</b>	Modified Gross
<b>Date Available</b>	Now
<b>NNN Expenses</b>	\$7.72
<b>TI Allowance</b>	

Premier Class "A" ENERGY STAR rated Office Building (95 Score). Full service professionally owned and operated property with on-site property management & security services. Large & small office suites available. Up to 45,000 SF (selected floors). Out-the-door amenities everywhere. Restaurants, Hote

**310W**

310 W Wisconsin Ave  
Milwaukee, WI 53203

**Owner** 310 WI EQUITIES LLC  
**Tenant**  
**Class** A  
**Building Size** 578,540 SF  
**Year Built** 1982

**Office For Lease****79**

<b>Floor/Suite</b>	Floor 14, Suite 1400W
<b>Available SF</b>	2,913 SF
<b>Lease Rate</b>	\$17.00 - \$23.50 Annual/SF
<b>Lease Type</b>	Modified Gross
<b>Date Available</b>	Now
<b>NNN Expenses</b>	\$7.72
<b>TI Allowance</b>	

Premier Class "A" ENERGY STAR rated Office Building (95 Score). Full service professionally owned and operated property with on-site property management & security services. Large & small office suites available. Up to 45,000 SF (selected floors). Out-the-door amenities everywhere. Restaurants, Hote

**310W**

310 W Wisconsin Ave  
Milwaukee, WI 53203

**Owner** 310 WI EQUITIES LLC  
**Tenant**  
**Class** A  
**Building Size** 578,540 SF  
**Year Built** 1982

**Office For Lease****80**

<b>Floor/Suite</b>	Floor 12, Suite 1240E
<b>Available SF</b>	1,427 SF
<b>Lease Rate</b>	\$17.00 - \$23.50 Annual/SF
<b>Lease Type</b>	Modified Gross
<b>Date Available</b>	Now
<b>NNN Expenses</b>	\$7.72
<b>TI Allowance</b>	

Premier Class "A" ENERGY STAR rated Office Building (95 Score). Full service professionally owned and operated property with on-site property management & security services. Large & small office suites available. Up to 45,000 SF (selected floors). Out-the-door amenities everywhere. Restaurants, Hote



**Matthew Dorner**  
mdorner@milwaukeedowntown.com  
414-224-7200

**310W**

310 W Wisconsin Ave  
Milwaukee, WI 53203

**Owner** 310 WI EQUITIES LLC  
**Tenant**  
**Class** A  
**Building Size** 578,540 SF  
**Year Built** 1982

**Office For Lease****81**

<b>Floor/Suite</b>	Floor 11, Suite 1145W
<b>Available SF</b>	1,595 SF
<b>Lease Rate</b>	\$17.00 - \$23.50 Annual/SF
<b>Lease Type</b>	Modified Gross
<b>Date Available</b>	Now
<b>NNN Expenses</b>	\$7.72
<b>TI Allowance</b>	

Premier Class "A" ENERGY STAR rated Office Building (95 Score). Full service professionally owned and operated property with on-site property management & security services. Large & small office suites available. Up to 45,000 SF (selected floors). Out-the-door amenities everywhere. Restaurants, Hote

**310W**

310 W Wisconsin Ave  
Milwaukee, WI 53203

**Owner** 310 WI EQUITIES LLC  
**Tenant**  
**Class** A  
**Building Size** 578,540 SF  
**Year Built** 1982

**Office For Lease****82**

<b>Floor/Suite</b>	Floor 11, Suite 1135W 301 SF
<b>Available SF</b>	
<b>Lease Rate</b>	\$17.00 - \$23.50 Annual/SF
<b>Lease Type</b>	Modified Gross
<b>Date Available</b>	Now
<b>NNN Expenses</b>	\$7.72
<b>TI Allowance</b>	

Premier Class "A" ENERGY STAR rated Office Building (95 Score). Full service professionally owned and operated property with on-site property management & security services. Large & small office suites available. Up to 45,000 SF (selected floors). Out-the-door amenities everywhere. Restaurants, Hote

**310W**

310 W Wisconsin Ave  
Milwaukee, WI 53203

**Owner** 310 WI EQUITIES LLC  
**Tenant**  
**Class** A  
**Building Size** 578,540 SF  
**Year Built** 1982

**Office For Lease****83**

<b>Floor/Suite</b>	Floor 7, Suite 700W
<b>Available SF</b>	11,347 SF
<b>Lease Rate</b>	\$17.00 - \$23.50 Annual/SF
<b>Lease Type</b>	Modified Gross
<b>Date Available</b>	Now
<b>NNN Expenses</b>	\$7.72
<b>TI Allowance</b>	

Premier Class "A" ENERGY STAR rated Office Building (95 Score). Full service professionally owned and operated property with on-site property management & security services. Large & small office suites available. Up to 45,000 SF (selected floors). Out-the-door amenities everywhere. Restaurants, Hote



**Matthew Dorner**  
mdorner@milwaukeedowntown.com  
414-224-7200

**310W**

310 W Wisconsin Ave  
Milwaukee, WI 53203

**Owner** 310 WI EQUITIES LLC  
**Tenant**  
**Class** A  
**Building Size** 578,540 SF  
**Year Built** 1982

**Office For Lease****84**

<b>Floor/Suite</b>	Floor 11, Suite 1130W
<b>Available SF</b>	164 SF
<b>Lease Rate</b>	\$17.00 - \$23.50 Annual/SF
<b>Lease Type</b>	Modified Gross
<b>Date Available</b>	Now
<b>NNN Expenses</b>	\$7.72
<b>TI Allowance</b>	

Premier Class "A" ENERGY STAR rated Office Building (95 Score). Full service professionally owned and operated property with on-site property management & security services. Large & small office suites available. Up to 45,000 SF (selected floors). Out-the-door amenities everywhere. Restaurants, Hote

**310W**

310 W Wisconsin Ave  
Milwaukee, WI 53203

**Owner** 310 WI EQUITIES LLC  
**Tenant**  
**Class** A  
**Building Size** 578,540 SF  
**Year Built** 1982

**Office For Lease****85**

<b>Floor/Suite</b>	Floor 7, Suite 750W
<b>Available SF</b>	1,040 SF
<b>Lease Rate</b>	\$17.00 - \$23.50 Annual/SF
<b>Lease Type</b>	Modified Gross
<b>Date Available</b>	Now
<b>NNN Expenses</b>	\$7.72
<b>TI Allowance</b>	

Premier Class "A" ENERGY STAR rated Office Building (95 Score). Full service professionally owned and operated property with on-site property management & security services. Large & small office suites available. Up to 45,000 SF (selected floors). Out-the-door amenities everywhere. Restaurants, Hote

**310W**

310 W Wisconsin Ave  
Milwaukee, WI 53203

**Owner** 310 WI EQUITIES LLC  
**Tenant**  
**Class** A  
**Building Size** 578,540 SF  
**Year Built** 1982

**Office For Lease****86**

<b>Floor/Suite</b>	Floor 2, Suite 250W
<b>Available SF</b>	3,948 SF
<b>Lease Rate</b>	\$17.00 - \$23.50 Annual/SF
<b>Lease Type</b>	Modified Gross
<b>Date Available</b>	Now
<b>NNN Expenses</b>	\$7.72
<b>TI Allowance</b>	

Premier Class "A" ENERGY STAR rated Office Building (95 Score). Full service professionally owned and operated property with on-site property management & security services. Large & small office suites available. Up to 45,000 SF (selected floors). Out-the-door amenities everywhere. Restaurants, Hote



**Matthew Dorner**  
mdorner@milwaukeedowntown.com  
414-224-7200

**310W**

310 W Wisconsin Ave  
Milwaukee, WI 53203

**Owner** 310 WI EQUITIES LLC  
**Tenant**  
**Class** A  
**Building Size** 578,540 SF  
**Year Built** 1982

**Office For Lease****87**

<b>Floor/Suite</b>	Floor 5, Suite 550W
<b>Available SF</b>	10,230 SF
<b>Lease Rate</b>	\$17.00 - \$23.50 Annual/SF
<b>Lease Type</b>	Modified Gross
<b>Date Available</b>	Now
<b>NNN Expenses</b>	\$7.72
<b>TI Allowance</b>	

Premier Class "A" ENERGY STAR rated Office Building (95 Score). Full service professionally owned and operated property with on-site property management & security services. Large & small office suites available. Up to 45,000 SF (selected floors). Out-the-door amenities everywhere. Restaurants, Hote

**310W**

310 W Wisconsin Ave  
Milwaukee, WI 53203

**Owner** 310 WI EQUITIES LLC  
**Tenant**  
**Class** A  
**Building Size** 578,540 SF  
**Year Built** 1982

**Office For Lease****88**

<b>Floor/Suite</b>	Floor 14, Suite 1400E
<b>Available SF</b>	2,248 SF
<b>Lease Rate</b>	\$17.00 - \$23.50 Annual/SF
<b>Lease Type</b>	Modified Gross
<b>Date Available</b>	Now
<b>NNN Expenses</b>	\$7.72
<b>TI Allowance</b>	

Premier Class "A" ENERGY STAR rated Office Building (95 Score). Full service professionally owned and operated property with on-site property management & security services. Large & small office suites available. Up to 45,000 SF (selected floors). Out-the-door amenities everywhere. Restaurants, Hote

**310W**

310 W Wisconsin Ave  
Milwaukee, WI 53203

**Owner** 310 WI EQUITIES LLC  
**Tenant**  
**Class** A  
**Building Size** 578,540 SF  
**Year Built** 1982

**Office For Lease****89**

<b>Floor/Suite</b>	Floor 2, Suite 200E
<b>Available SF</b>	17,453 SF
<b>Lease Rate</b>	\$17.00 - \$23.50 Annual/SF
<b>Lease Type</b>	Modified Gross
<b>Date Available</b>	Now
<b>NNN Expenses</b>	\$7.72
<b>TI Allowance</b>	

Premier Class "A" ENERGY STAR rated Office Building (95 Score). Full service professionally owned and operated property with on-site property management & security services. Large & small office suites available. Up to 45,000 SF (selected floors). Out-the-door amenities everywhere. Restaurants, Hote



**Matthew Dorner**  
mdorner@milwaukeedowntown.com  
414-224-7200

**310W**

310 W Wisconsin Ave  
Milwaukee, WI 53203

**Owner** 310 WI EQUITIES LLC  
**Tenant**  
**Class** A  
**Building Size** 578,540 SF  
**Year Built** 1982

**Office For Lease****90**

<b>Floor/Suite</b>	Floor 7, Suite 730W
<b>Available SF</b>	278 SF
<b>Lease Rate</b>	\$17.00 - \$23.50 Annual/SF
<b>Lease Type</b>	Modified Gross
<b>Date Available</b>	Now
<b>NNN Expenses</b>	\$7.72
<b>TI Allowance</b>	

Premier Class "A" ENERGY STAR rated Office Building (95 Score). Full service professionally owned and operated property with on-site property management & security services. Large & small office suites available. Up to 45,000 SF (selected floors). Out-the-door amenities everywhere. Restaurants, Hote

**310W**

310 W Wisconsin Ave  
Milwaukee, WI 53203

**Owner** 310 WI EQUITIES LLC  
**Tenant**  
**Class** A  
**Building Size** 578,540 SF  
**Year Built** 1982

**Office For Lease****91**

<b>Floor/Suite</b>	Floor 2, Suite 200W
<b>Available SF</b>	1,519 SF
<b>Lease Rate</b>	\$17.00 - \$23.50 Annual/SF
<b>Lease Type</b>	Modified Gross
<b>Date Available</b>	Now
<b>NNN Expenses</b>	\$7.72
<b>TI Allowance</b>	

Premier Class "A" ENERGY STAR rated Office Building (95 Score). Full service professionally owned and operated property with on-site property management & security services. Large & small office suites available. Up to 45,000 SF (selected floors). Out-the-door amenities everywhere. Restaurants, Hote

**310W**

310 W Wisconsin Ave  
Milwaukee, WI 53203

**Owner** 310 WI EQUITIES LLC  
**Tenant**  
**Class** A  
**Building Size** 578,540 SF  
**Year Built** 1982

**Office For Lease****92**

<b>Floor/Suite</b>	Floor 5, Suite 500E
<b>Available SF</b>	17,453 SF
<b>Lease Rate</b>	\$17.00 - \$23.50 Annual/SF
<b>Lease Type</b>	Modified Gross
<b>Date Available</b>	Now
<b>NNN Expenses</b>	\$7.72
<b>TI Allowance</b>	

Premier Class "A" ENERGY STAR rated Office Building (95 Score). Full service professionally owned and operated property with on-site property management & security services. Large & small office suites available. Up to 45,000 SF (selected floors). Out-the-door amenities everywhere. Restaurants, Hote



**Matthew Dorner**  
mdorner@milwaukeedowntown.com  
414-224-7200



**310W**

310 W Wisconsin Ave  
Milwaukee, WI 53203

**Owner** 310 WI EQUITIES LLC  
**Tenant**  
**Class** A  
**Building Size** 578,540 SF  
**Year Built** 1982

**Office For Lease****93**

<b>Floor/Suite</b>	Floor 11, Suite 1150W
<b>Available SF</b>	176 SF
<b>Lease Rate</b>	\$17.00 - \$23.50 Annual/SF
<b>Lease Type</b>	Modified Gross
<b>Date Available</b>	Now
<b>NNN Expenses</b>	\$7.72
<b>TI Allowance</b>	

Premier Class "A" ENERGY STAR rated Office Building (95 Score). Full service professionally owned and operated property with on-site property management & security services. Large & small office suites available. Up to 45,000 SF (selected floors). Out-the-door amenities everywhere. Restaurants, Hote

**310W**

310 W Wisconsin Ave  
Milwaukee, WI 53203

**Owner** 310 WI EQUITIES LLC  
**Tenant**  
**Class** A  
**Building Size** 578,540 SF  
**Year Built** 1982

**Office For Lease****94**

<b>Floor/Suite</b>	Floor 14, Suite 1480W
<b>Available SF</b>	26,333 SF
<b>Lease Rate</b>	\$17.00 - \$23.50 Annual/SF
<b>Lease Type</b>	Modified Gross
<b>Date Available</b>	Now
<b>NNN Expenses</b>	\$7.72
<b>TI Allowance</b>	

Premier Class "A" ENERGY STAR rated Office Building (95 Score). Full service professionally owned and operated property with on-site property management & security services. Large & small office suites available. Up to 45,000 SF (selected floors). Out-the-door amenities everywhere. Restaurants, Hote

**310W**

310 W Wisconsin Ave  
Milwaukee, WI 53203

**Owner** 310 WI EQUITIES LLC  
**Tenant**  
**Class** A  
**Building Size** 578,540 SF  
**Year Built** 1982

**Office For Lease****95**

<b>Floor/Suite</b>	Floor 8, Suite 800W
<b>Available SF</b>	31,280 SF
<b>Lease Rate</b>	\$17.00 - \$23.50 Annual/SF
<b>Lease Type</b>	Modified Gross
<b>Date Available</b>	Now
<b>NNN Expenses</b>	\$7.72
<b>TI Allowance</b>	

Premier Class "A" ENERGY STAR rated Office Building (95 Score). Full service professionally owned and operated property with on-site property management & security services. Large & small office suites available. Up to 45,000 SF (selected floors). Out-the-door amenities everywhere. Restaurants, Hote



**Matthew Dorner**  
mdorner@milwaukeedowntown.com  
414-224-7200

**310W**

310 W Wisconsin Ave  
Milwaukee, WI 53203

**Owner** 310 WI EQUITIES LLC  
**Tenant**  
**Class** A  
**Building Size** 578,540 SF  
**Year Built** 1982

**Office For Lease****96**

<b>Floor/Suite</b>	Floor 10, Suite 1000W
<b>Available SF</b>	31,761 SF
<b>Lease Rate</b>	\$17.00 - \$23.50 Annual/SF
<b>Lease Type</b>	Modified Gross
<b>Date Available</b>	Now
<b>NNN Expenses</b>	\$7.72
<b>TI Allowance</b>	

Premier Class "A" ENERGY STAR rated Office Building (95 Score). Full service professionally owned and operated property with on-site property management & security services. Large & small office suites available. Up to 45,000 SF (selected floors). Out-the-door amenities everywhere. Restaurants, Hote

**310W**

310 W Wisconsin Ave  
Milwaukee, WI 53203

**Owner** 310 WI EQUITIES LLC  
**Tenant**  
**Class** A  
**Building Size** 578,540 SF  
**Year Built** 1982

**Office For Lease****97**

<b>Floor/Suite</b>	Floor 12, Suite 1220E
<b>Available SF</b>	1,130 SF
<b>Lease Rate</b>	\$17.00 - \$23.50 Annual/SF
<b>Lease Type</b>	Modified Gross
<b>Date Available</b>	Now
<b>NNN Expenses</b>	\$7.72
<b>TI Allowance</b>	

Premier Class "A" ENERGY STAR rated Office Building (95 Score). Full service professionally owned and operated property with on-site property management & security services. Large & small office suites available. Up to 45,000 SF (selected floors). Out-the-door amenities everywhere. Restaurants, Hote

**310W**

310 W Wisconsin Ave  
Milwaukee, WI 53203

**Owner** 310 WI EQUITIES LLC  
**Tenant**  
**Class** A  
**Building Size** 578,540 SF  
**Year Built** 1982

**Office For Lease****98**

<b>Floor/Suite</b>	Floor 11, Suite 1140W
<b>Available SF</b>	194 SF
<b>Lease Rate</b>	\$17.00 - \$23.50 Annual/SF
<b>Lease Type</b>	Modified Gross
<b>Date Available</b>	Now
<b>NNN Expenses</b>	\$7.72
<b>TI Allowance</b>	

Premier Class "A" ENERGY STAR rated Office Building (95 Score). Full service professionally owned and operated property with on-site property management & security services. Large & small office suites available. Up to 45,000 SF (selected floors). Out-the-door amenities everywhere. Restaurants, Hote



**Matthew Dorner**  
mdorner@milwaukeedowntown.com  
414-224-7200

**310W**

310 W Wisconsin Ave  
Milwaukee, WI 53203

**Owner** 310 WI EQUITIES LLC  
**Tenant**  
**Class** A  
**Building Size** 578,540 SF  
**Year Built** 1982

**Office For Lease****99**

<b>Floor/Suite</b>	Floor 10, Suite 1000E
<b>Available SF</b>	16,895 SF
<b>Lease Rate</b>	\$17.00 - \$23.50 Annual/SF
<b>Lease Type</b>	Modified Gross
<b>Date Available</b>	Now
<b>NNN Expenses</b>	\$7.72
<b>TI Allowance</b>	

Premier Class "A" ENERGY STAR rated Office Building (95 Score). Full service professionally owned and operated property with on-site property management & security services. Large & small office suites available. Up to 45,000 SF (selected floors). Out-the-door amenities everywhere. Restaurants, Hote

**310W**

310 W Wisconsin Ave  
Milwaukee, WI 53203

**Owner** 310 WI EQUITIES LLC  
**Tenant**  
**Class** A  
**Building Size** 578,540 SF  
**Year Built** 1982

**Office For Lease****100**

<b>Floor/Suite</b>	Floor 7, Suite 760E
<b>Available SF</b>	4,609 SF
<b>Lease Rate</b>	\$17.00 - \$23.50 Annual/SF
<b>Lease Type</b>	Modified Gross
<b>Date Available</b>	Now
<b>NNN Expenses</b>	\$7.72
<b>TI Allowance</b>	

Premier Class "A" ENERGY STAR rated Office Building (95 Score). Full service professionally owned and operated property with on-site property management & security services. Large & small office suites available. Up to 45,000 SF (selected floors). Out-the-door amenities everywhere. Restaurants, Hote

**310W**

310 W Wisconsin Ave  
Milwaukee, WI 53203

**Owner** 310 WI EQUITIES LLC  
**Tenant**  
**Class** A  
**Building Size** 578,540 SF  
**Year Built** 1982

**Retail For Lease****101**

<b>Floor/Suite</b>	Floor 1, Suite ARC 1
<b>Available SF</b>	4,032 SF
<b>Lease Rate</b>	Negotiable
<b>Lease Type</b>	
<b>Date Available</b>	04/01/2020
<b>NNN Expenses</b>	
<b>TI Allowance</b>	

Close proximity to The Avenue, Wisconsin Center, and Bucks Entertainment District. Plaza area plays host to epicenter of Milwaukee's annual night market June-September. Multiple skywalks connecting to parking garages, The Avenue, and The Hyatt Hotel. Multi-million dollar renovation in progress. Adja



**Matthew Dorner**  
mdorner@milwaukeedowntown.com  
414-224-7200

**310W**

310 W Wisconsin Ave  
Milwaukee, WI 53203

**Owner** 310 WI EQUITIES LLC  
**Tenant**  
**Class** A  
**Building Size** 578,540 SF  
**Year Built** 1982

**Office For Lease****102**

<b>Floor/Suite</b>	Floor 8, Suite 800E
<b>Available SF</b>	17,413 SF
<b>Lease Rate</b>	\$17.00 - \$23.50 Annual/SF
<b>Lease Type</b>	Modified Gross
<b>Date Available</b>	Now
<b>NNN Expenses</b>	\$7.72
<b>TI Allowance</b>	

Premier Class "A" ENERGY STAR rated Office Building (95 Score). Full service professionally owned and operated property with on-site property management & security services. Large & small office suites available. Up to 45,000 SF (selected floors). Out-the-door amenities everywhere. Restaurants, Hote

**310W**

310 W Wisconsin Ave  
Milwaukee, WI 53203

**Owner** 310 WI EQUITIES LLC  
**Tenant**  
**Class** A  
**Building Size** 578,540 SF  
**Year Built** 1982

**Office For Lease****103**

<b>Floor/Suite</b>	Floor 4, Suite 400W
<b>Available SF</b>	4,290 SF
<b>Lease Rate</b>	\$17.00 - \$23.50 Annual/SF
<b>Lease Type</b>	Modified Gross
<b>Date Available</b>	Now
<b>NNN Expenses</b>	\$7.72
<b>TI Allowance</b>	

Premier Class "A" ENERGY STAR rated Office Building (95 Score). Full service professionally owned and operated property with on-site property management & security services. Large & small office suites available. Up to 45,000 SF (selected floors). Out-the-door amenities everywhere. Restaurants, Hote

**310W**

310 W Wisconsin Ave  
Milwaukee, WI 53203

**Owner** 310 WI EQUITIES LLC  
**Tenant**  
**Class** A  
**Building Size** 578,540 SF  
**Year Built** 1982

**Office For Lease****104**

<b>Floor/Suite</b>	Floor 11, Suite 1125W
<b>Available SF</b>	631 SF
<b>Lease Rate</b>	\$17.00 - \$23.50 Annual/SF
<b>Lease Type</b>	Modified Gross
<b>Date Available</b>	Now
<b>NNN Expenses</b>	\$7.72
<b>TI Allowance</b>	

Premier Class "A" ENERGY STAR rated Office Building (95 Score). Full service professionally owned and operated property with on-site property management & security services. Large & small office suites available. Up to 45,000 SF (selected floors). Out-the-door amenities everywhere. Restaurants, Hote



**Matthew Dorner**  
mdorner@milwaukeedowntown.com  
414-224-7200



10

## Assurant Health

501 W Michigan St  
Milwaukee, WI 53203

**Owner** INTERFINANCIAL INC  
**Buyer**  
**Class** B  
**Building Size** 370,160 SF  
**Year Built** 1978

## Office For Sale

10  
5

<b>List Price</b>	Negotiable
<b>\$/SF</b>	
<b>Office SF</b>	
<b>Industrial SF</b>	
<b>Retail SF</b>	
<b>Land Size</b>	2.91 Acres
<b>Parking Ratio</b>	

The 501 West Michigan Block is in the heart of Milwaukee's CBD, immediately off the interstate. With floorplates between 60,000 – 70,000 SF, it has some of the largest floorplates in the market. It is in a live, work, play neighborhood near Fiserv Forum, Wisconsin Convention District, The Avenue, Mi



11

## Pabst Boiler House

1243 N 10th St  
Milwaukee, WI 53205

**Owner** J Vollrath Llc  
**Tenant**  
**Class** B  
**Building Size** 43,300 SF  
**Year Built** 1891

## Retail For Lease

106

<b>Floor/Suite</b>	Floor 1
<b>Available SF</b>	1,019 SF
<b>Lease Rate</b>	\$14.50 Annual/SF
<b>Lease Type</b>	NNN
<b>Date Available</b>	Now
<b>NNN Expenses</b>	\$5.50
<b>TI Allowance</b>	

Located in the famous Pabst Brewery redevelopment. Heated underground parking available. Fully restored with new windows, elevator, plumbing, HVAC, electric and more!



11

## Pabst Boiler House

1243 N 10th St  
Milwaukee, WI 53205

**Owner** J Vollrath Llc  
**Tenant**  
**Class** B  
**Building Size** 43,300 SF  
**Year Built** 1891

## Office For Lease

107

<b>Floor/Suite</b>	Floor 1, Suite 150
<b>Available SF</b>	5,185 SF
<b>Lease Rate</b>	\$14.50 Annual/SF
<b>Lease Type</b>	NNN
<b>Date Available</b>	Now
<b>NNN Expenses</b>	
<b>TI Allowance</b>	

Office suite features exposed Cream City brick walls, original timber beams, open ceilings and large windows allowing for an abundance of natural light.



11

## Pabst Boiler House

1243 N 10th St  
Milwaukee, WI 53205

**Owner** J Vollrath Llc  
**Tenant**  
**Class** B  
**Building Size** 43,300 SF  
**Year Built** 1891

## Office For Lease

108

<b>Floor/Suite</b>	Floor 1, Suite 100
<b>Available SF</b>	2,677 SF
<b>Lease Rate</b>	\$14.50 Annual/SF
<b>Lease Type</b>	NNN
<b>Date Available</b>	Now
<b>NNN Expenses</b>	
<b>TI Allowance</b>	

Office suite features exposed Cream City brick walls, original timber beams, open ceilings and large windows allowing for an abundance of natural light.



**Matthew Dorner**  
mdorner@milwaukeedowntown.com  
414-224-7200



12

## Pabst Professional Center

1036-1042 W Juneau Ave  
Milwaukee, WI 53233

<b>Owner</b>	Blue Ribbon Redev Fund III & Blue Ribbon Mgmt Llc c/o Colliers International
<b>Tenant</b>	
<b>Class</b>	A
<b>Building Size</b>	71,220 SF
<b>Year Built</b>	2014

Move-in ready conditions, furniture available upon request. New construction, high-end office building. Executive indoor parking available at 1.5/1,000 sf with new parking structure within one block and other parking options within Brewery Complex. Common area conference rooms available.

## Office For Lease

109

<b>Floor/Suite</b>	Floor 3
<b>Available SF</b>	3,173 SF
<b>Lease Rate</b>	\$15.00 Annual/SF
<b>Lease Type</b>	NNN
<b>Date Available</b>	09/01/2019
<b>NNN Expenses</b>	\$10.06
<b>TI Allowance</b>	



13

## Deer District - 0.58 Acres

740 W Winnebago St  
Milwaukee, WI 53205

<b>Owner</b>	HEAD OF THE HERD LLC
<b>Buyer</b>	
<b>Class</b>	
<b>Building Size</b>	
<b>Year Built</b>	

Access off of W Winnebago Street. High profile visibility from McKinley Avenue. Easy access to I-43. Adjacent to Froedtert and Milwaukee Bucks Sports Science Center.

## Land For Sale

110

<b>List Price</b>	Negotiable
<b>\$/SF</b>	
<b>Office SF</b>	
<b>Industrial SF</b>	
<b>Retail SF</b>	
<b>Land Size</b>	0.58 Acres
<b>Parking Ratio</b>	



14

## Pritzlaff Building

313-333 N Plankinton Ave  
Milwaukee, WI 53203

<b>Owner</b>	PRITZLAFF REDEVELOPMENT LLC
<b>Tenant</b>	
<b>Class</b>	B
<b>Building Size</b>	262,574 SF
<b>Year Built</b>	

Retail or office space. Large storefront windows. 4 large, south facing glass with overhead doors that lead to a private patio. On Downtown Streetcar (HOP) route. Next to I-794 off ramp. High visibility. Beautiful 120 year old heavy timber and cream city brick. Original wood floors. Approximately 1/

## Retail For Lease

111

<b>Floor/Suite</b>	Floor 1, Suite 305
<b>Available SF</b>	2,000 SF
<b>Lease Rate</b>	\$18.00 Annual/SF
<b>Lease Type</b>	Modified Gross
<b>Date Available</b>	Now
<b>NNN Expenses</b>	
<b>TI Allowance</b>	



14

## Pritzlaff Building

313-333 N Plankinton Ave  
Milwaukee, WI 53203

<b>Owner</b>	PRITZLAFF REDEVELOPMENT LLC
<b>Tenant</b>	
<b>Class</b>	B
<b>Building Size</b>	262,574 SF
<b>Year Built</b>	

Restaurant or commercial space. In addition, 1,765 SF of outside space available (\$9/SF) with roof overhead in old train tunnel. Includes free basement space with new dumbwaiter to basement. Owner will do some buildout (including hood). On Downtown Milwaukee streetcar (HOP) route. Next to I-794 off r

## Retail For Lease

112

<b>Floor/Suite</b>	Floor 1, Suite 143
<b>Available SF</b>	5,865 SF
<b>Lease Rate</b>	\$18.00 Annual/SF
<b>Lease Type</b>	Modified Gross
<b>Date Available</b>	Now
<b>NNN Expenses</b>	
<b>TI Allowance</b>	



**Matthew Dorner**  
mdorner@milwaukeedowntown.com  
414-224-7200



### Deer District Bldg D

1129-1135 N Old World Third St  
Milwaukee, WI 53203

<b>Owner</b>	DEER DISTRICT LLC
<b>Tenant</b>	
<b>Class</b>	
<b>Building Size</b>	1,970 SF
<b>Year Built</b>	2018

### Retail For Lease

113

<b>Floor/Suite</b>	Floor 1, Suite East
<b>Available SF</b>	1,284 SF
<b>Lease Rate</b>	Negotiable
<b>Lease Type</b>	
<b>Date Available</b>	Now
<b>NNN Expenses</b>	
<b>TI Allowance</b>	

1,284 SF adjacent to The Beer Garden. Immediate availability. Situated at main entrance of Fiserv Forum. High profile visibility and prominent signage opportunity on Old World Third Street. Ideal for Fast Casual concepts.



**Matthew Dorner**  
mdorner@milwaukeedowntown.com  
414-224-7200



	Address	Status	Floor/Suite	Land	Building SF	Available SF	Price
1	640 N 4th St	Office For Lease	Floor 5, Suite 500	1.82 Acres	298,029 SF	57,976 SF	\$23.00 Annual/SF
1	640 N 4th St	Office For Lease	Floor 4, Suite 400	1.82 Acres	298,029 SF	57,976 SF	\$23.00 Annual/SF
1	640 N 4th St	Office For Lease	Floor 6, Suite Roof	1.82 Acres	298,029 SF	1,982 SF	\$23.00 Annual/SF
1	640 N 4th St	Office For Lease	Floor 3, Suite 300	1.82 Acres	298,029 SF	57,976 SF	\$23.00 Annual/SF
1	640 N 4th St	Retail For Lease	Floor 1, Suite 100	1.82 Acres	298,029 SF	66,125 SF	Negotiable
1	640 N 4th St	Office For Lease	Floor 2, Suite 200	1.82 Acres	298,029 SF	57,976 SF	\$23.00 Annual/SF
2	633 W Wisconsin Ave	Office For Lease	Floor 1, Suite 100	1.64 Acres	230,825 SF	53,385 SF	\$16.00 - \$21.00 Annual/SF
2	633 W Wisconsin Ave	Office For Lease	Floor 6, Suite 603	1.64 Acres	230,825 SF	1,407 SF	\$16.00 - \$21.00 Annual/SF
2	633 W Wisconsin Ave	Office For Lease	Floor 3, Suite 304	1.64 Acres	230,825 SF	811 SF	\$16.00 - \$21.00 Annual/SF
2	633 W Wisconsin Ave	Office For Lease	Floor 6, Suite 607	1.64 Acres	230,825 SF	1,375 SF	\$16.00 - \$21.00 Annual/SF
2	633 W Wisconsin Ave	Office For Lease	Floor 12, Suite 1215	1.64 Acres	230,825 SF	2,512 SF	\$16.00 - \$21.00 Annual/SF
2	633 W Wisconsin Ave	Office For Lease	Floor 4, Suite 400	1.64 Acres	230,825 SF	1,138 SF	\$16.00 - \$21.00 Annual/SF
2	633 W Wisconsin Ave	Office For Lease	Floor 13, Suite 1305	1.64 Acres	230,825 SF	2,990 SF	\$16.00 - \$21.00 Annual/SF
2	633 W Wisconsin Ave	Office For Lease	Floor 13, Suite 1300	1.64 Acres	230,825 SF	2,586 SF	\$16.00 - \$21.00 Annual/SF
2	633 W Wisconsin Ave	Office For Lease	Floor 20, Suite 2000	1.64 Acres	230,825 SF	11,668 SF	\$16.00 - \$21.00 Annual/SF
2	633 W Wisconsin Ave	Office For Lease	Floor 6, Suite 610	1.64 Acres	230,825 SF	6,849 SF	\$16.00 - \$21.00 Annual/SF
2	633 W Wisconsin Ave	Office For Lease	Floor 4, Suite 409	1.64 Acres	230,825 SF	913 SF	\$16.00 - \$21.00 Annual/SF
2	633 W Wisconsin Ave	Office For Lease	Floor 13, Suite 1307	1.64 Acres	230,825 SF	773 SF	\$16.00 - \$21.00 Annual/SF
2	633 W Wisconsin Ave	Office For Lease	Floor 5, Suite 509	1.64 Acres	230,825 SF	1,896 SF	\$16.00 - \$21.00 Annual/SF
2	633 W Wisconsin Ave	Office For Lease	Floor 13, Suite 1310	1.64 Acres	230,825 SF	5,139 SF	\$16.00 - \$21.00 Annual/SF
2	633 W Wisconsin Ave	Office For Lease	Floor 3, Suite 302	1.64 Acres	230,825 SF	1,063 SF	\$16.00 - \$21.00 Annual/SF
2	633 W Wisconsin Ave	Office For Lease	Floor 5, Suite 512	1.64 Acres	230,825 SF	147 SF	\$16.00 - \$21.00 Annual/SF
2	633 W Wisconsin Ave	Office For Lease	Floor 19, Suite 1930	1.64 Acres	230,825 SF	2,994 SF	\$16.00 - \$21.00 Annual/SF
2	633 W Wisconsin Ave	Office For Lease	Floor 19, Suite 1910	1.64 Acres	230,825 SF	1,675 SF	\$16.00 - \$21.00 Annual/SF
2	633 W Wisconsin Ave	Office For Lease	Floor 3, Suite 303	1.64 Acres	230,825 SF	1,247 SF	\$16.00 - \$21.00 Annual/SF
2	633 W Wisconsin Ave	Office For Lease	Floor 12, Suite 1220	1.64 Acres	230,825 SF	5,551 SF	\$16.00 - \$21.00 Annual/SF
3	420 W Juneau Ave	Office For Lease	Floor 1-14, Suite Bldg	2.58 Acres	250,000 SF	250,000 SF	\$26.00 Annual/SF
4	433 W St Paul Ave	Office For Lease	Floor 2, Suite 200	2.34 Acres	43,291 SF	18,558 SF	\$21.00 Annual/SF
5	222-240 W Wells St	Office For Lease	Floor 2, Suite 212	0.42 Acres	110,427 SF	3,041 SF	\$16.00 Annual/SF
5	222-240 W Wells St	Office For Lease	Floor 7, Suite 700	0.42 Acres	110,427 SF	9,928 SF	\$16.00 Annual/SF
5	222-240 W Wells St	Office For Lease	Floor 2, Suite 222	0.42 Acres	110,427 SF	4,036 SF	\$16.00 Annual/SF
5	222-240 W Wells St	Office For Lease	Floor 8, Suite 800	0.42 Acres	110,427 SF	11,011 SF	\$16.00 Annual/SF
6	1044-1054 N Old World Third St	Office For Lease	Floor 3, Suite 312	0.36 Acres	76,904 SF	3,176 SF	\$12.50 - \$15.50 Annual/SF



**Matthew Dorner**  
mdorner@milwaukeedowntown.com  
414-224-7200





6	1044-1054 N Old World Third St	Office For Lease	Floor 4, Suite 404	0.36 Acres	76,904 SF	3,972 SF	\$12.50 - \$15.50 Annual/SF
6	1044-1054 N Old World Third St	Office For Lease	Floor 2, Suite 206	0.36 Acres	76,904 SF	1,730 SF	\$12.50 - \$15.50 Annual/SF
6	1044-1054 N Old World Third St	Office For Lease	Floor 4, Suite 406	0.36 Acres	76,904 SF	1,864 SF	\$12.50 - \$15.50 Annual/SF
6	1044-1054 N Old World Third St	Office For Lease	Floor 3, Suite 308	0.36 Acres	76,904 SF	2,490 SF	\$12.50 - \$15.50 Annual/SF
6	1044-1054 N Old World Third St	Office For Lease	Floor 4, Suite 401	0.36 Acres	76,904 SF	2,768 SF	\$12.50 - \$15.50 Annual/SF
6	1044-1054 N Old World Third St	Office Sublease	Floor 3, Suite 303	0.36 Acres	76,904 SF	2,562 SF	\$14.19 Annual/SF
7	740-744 N Plankinton Ave	Office For Lease	Floor 8, Suite 836	0.81 Acres	81,865 SF	2,230 SF	\$14.00 Annual/SF
7	740-744 N Plankinton Ave	Office For Lease	Floor 3, Suite 300	0.81 Acres	81,865 SF	1,733 SF	\$16.00 - \$18.00 Annual/SF
7	740-744 N Plankinton Ave	Office For Lease	Floor 2, Suite 200	0.81 Acres	81,865 SF	2,705 SF	\$16.00 - \$18.00 Annual/SF
7	740-744 N Plankinton Ave	Office For Lease	Floor 5, Suite 530	0.81 Acres	81,865 SF	1,875 SF	\$16.00 - \$18.00 Annual/SF
7	740-744 N Plankinton Ave	Office For Lease	Floor 7, Suite 730	0.81 Acres	81,865 SF	2,392 SF	\$16.00 - \$18.00 Annual/SF
7	740-744 N Plankinton Ave	Office For Lease	Floor 4, Suite 400	0.81 Acres	81,865 SF	5,634 SF	\$16.00 - \$18.00 Annual/SF
7	740-744 N Plankinton Ave	Office For Lease	Floor 2, Suite 210	0.81 Acres	81,865 SF	2,575 SF	\$16.00 - \$18.00 Annual/SF
8	1104-1110 N Old World Third St	Office For Lease	Floor 2, Suite 215	0.44 Acres	116,000 SF	3,693 SF	\$16.50 - \$18.00 Annual/SF
8	1104-1110 N Old World Third St	Office For Lease	Floor 3, Suite 301	0.44 Acres	116,000 SF	4,859 SF	\$16.50 - \$18.00 Annual/SF
8	1104-1110 N Old World Third St	Office For Lease	Floor 6, Suite 620	0.44 Acres	116,000 SF	2,544 SF	\$16.50 - \$18.00 Annual/SF
8	1104-1110 N Old World Third St	Office For Lease	Floor 6, Suite 630	0.44 Acres	116,000 SF	3,005 SF	\$16.50 - \$18.00 Annual/SF
8	1104-1110 N Old World Third St	Office For Lease	Floor 2, Suite 202	0.44 Acres	116,000 SF	2,425 SF	\$16.50 - \$18.00 Annual/SF
8	1104-1110 N Old World Third St	Office For Lease	Floor 6, Suite 600	0.44 Acres	116,000 SF	4,209 SF	\$16.50 - \$18.00 Annual/SF
9	310 W Wisconsin Ave	Office For Lease	Floor 11, Suite 1100E	2.19 Acres	578,540 SF	15,394 SF	\$17.00 - \$23.50 Annual/SF
9	310 W Wisconsin Ave	Retail For Lease	Floor 1, Suite PLAZ 2	2.19 Acres	578,540 SF	1,625 SF	Negotiable
9	310 W Wisconsin Ave	Office For Lease	Floor 6, Suite 600W	2.19 Acres	578,540 SF	28,149 SF	\$17.00 - \$23.50 Annual/SF
9	310 W Wisconsin Ave	Office For Lease	Floor 2, Suite 290A	2.19 Acres	578,540 SF	1,126 SF	\$17.00 - \$23.50 Annual/SF
9	310 W Wisconsin Ave	Office For Lease	Floor 12, Suite 1210E	2.19 Acres	578,540 SF	3,218 SF	\$17.00 - \$23.50 Annual/SF
9	310 W Wisconsin Ave	Office For Lease	Floor 11, Suite 1155W	2.19 Acres	578,540 SF	1,163 SF	\$17.00 - \$23.50 Annual/SF
9	310 W Wisconsin Ave	Office For Lease	Floor 7, Suite 760W	2.19 Acres	578,540 SF	2,385 SF	\$17.00 - \$23.50 Annual/SF
9	310 W Wisconsin Ave	Office For Lease	Floor 3, Suite 300E	2.19 Acres	578,540 SF	17,455 SF	\$17.00 - \$23.50 Annual/SF
9	310 W Wisconsin Ave	Office For Lease	Floor 7, Suite 780W	2.19 Acres	578,540 SF	12,199 SF	\$17.00 - \$23.50 Annual/SF
9	310 W Wisconsin Ave	Office For Lease	Floor 11, Suite 1175W	2.19 Acres	578,540 SF	3,606 SF	\$17.00 - \$23.50 Annual/SF
9	310 W Wisconsin Ave	Retail For Lease	Floor 1, Suite PLAZ 3	2.19 Acres	578,540 SF	1,601 SF	Negotiable
9	310 W Wisconsin Ave	Office For Lease	Floor 6, Suite 600E	2.19 Acres	578,540 SF	17,413 SF	\$17.00 - \$23.50 Annual/SF
9	310 W Wisconsin Ave	Office For Lease	Floor 2, Suite 290B	2.19 Acres	578,540 SF	776 SF	\$17.00 - \$23.50 Annual/SF



**Matthew Dorner**  
mdorner@milwaukeedowntown.com  
414-224-7200

9	310 W Wisconsin Ave	Office For Lease	Floor 4, Suite 490A	2.19 Acres	578,540 SF	3,310 SF	\$17.00 - \$23.50 Annual/SF
9	310 W Wisconsin Ave	Office For Lease	Floor 11, Suite 1100W	2.19 Acres	578,540 SF	590 SF	\$17.00 - \$23.50 Annual/SF
9	310 W Wisconsin Ave	Office For Lease	Floor 7, Suite 700E	2.19 Acres	578,540 SF	6,632 SF	\$17.00 - \$23.50 Annual/SF
9	310 W Wisconsin Ave	Office For Lease	Floor 11, Suite 1120W	2.19 Acres	578,540 SF	312 SF	\$17.00 - \$23.50 Annual/SF
9	310 W Wisconsin Ave	Office For Lease	Floor 2, Suite 290C	2.19 Acres	578,540 SF	955 SF	\$17.00 - \$23.50 Annual/SF
9	310 W Wisconsin Ave	Office For Lease	Floor 4, Suite 400E	2.19 Acres	578,540 SF	17,603 SF	\$17.00 - \$23.50 Annual/SF
9	310 W Wisconsin Ave	Retail For Lease	Floor 1, Suite PLAZ 1	2.19 Acres	578,540 SF	5,062 SF	Negotiable
9	310 W Wisconsin Ave	Office For Lease	Floor 9, Suite 950E	2.19 Acres	578,540 SF	3,901 SF	\$17.00 - \$23.50 Annual/SF
9	310 W Wisconsin Ave	Office Sublease	nullMezzanine, Suite ME150	2.19 Acres	578,540 SF	12,481 SF	\$14.00 Annual/SF
9	310 W Wisconsin Ave	Office For Lease	Floor 12, Suite 1200E	2.19 Acres	578,540 SF	1,978 SF	\$17.00 - \$23.50 Annual/SF
9	310 W Wisconsin Ave	Office For Lease	Floor 11, Suite 1142W	2.19 Acres	578,540 SF	1,234 SF	\$17.00 - \$23.50 Annual/SF
9	310 W Wisconsin Ave	Office For Lease	nullMezzanine, Suite MW120	2.19 Acres	578,540 SF	9,640 SF	\$17.00 - \$23.50 Annual/SF
9	310 W Wisconsin Ave	Office For Lease	Floor 9, Suite 900E	2.19 Acres	578,540 SF	7,667 SF	\$17.00 - \$23.50 Annual/SF
9	310 W Wisconsin Ave	Office For Lease	Floor 14, Suite 1400W	2.19 Acres	578,540 SF	2,913 SF	\$17.00 - \$23.50 Annual/SF
9	310 W Wisconsin Ave	Office For Lease	Floor 12, Suite 1240E	2.19 Acres	578,540 SF	1,427 SF	\$17.00 - \$23.50 Annual/SF
9	310 W Wisconsin Ave	Office For Lease	Floor 11, Suite 1145W	2.19 Acres	578,540 SF	1,595 SF	\$17.00 - \$23.50 Annual/SF
9	310 W Wisconsin Ave	Office For Lease	Floor 11, Suite 1135W	2.19 Acres	578,540 SF	301 SF	\$17.00 - \$23.50 Annual/SF
9	310 W Wisconsin Ave	Office For Lease	Floor 7, Suite 700W	2.19 Acres	578,540 SF	11,347 SF	\$17.00 - \$23.50 Annual/SF
9	310 W Wisconsin Ave	Office For Lease	Floor 11, Suite 1130W	2.19 Acres	578,540 SF	164 SF	\$17.00 - \$23.50 Annual/SF
9	310 W Wisconsin Ave	Office For Lease	Floor 7, Suite 750W	2.19 Acres	578,540 SF	1,040 SF	\$17.00 - \$23.50 Annual/SF
9	310 W Wisconsin Ave	Office For Lease	Floor 2, Suite 250W	2.19 Acres	578,540 SF	3,948 SF	\$17.00 - \$23.50 Annual/SF
9	310 W Wisconsin Ave	Office For Lease	Floor 5, Suite 550W	2.19 Acres	578,540 SF	10,230 SF	\$17.00 - \$23.50 Annual/SF
9	310 W Wisconsin Ave	Office For Lease	Floor 14, Suite 1400E	2.19 Acres	578,540 SF	2,248 SF	\$17.00 - \$23.50 Annual/SF
9	310 W Wisconsin Ave	Office For Lease	Floor 2, Suite 200E	2.19 Acres	578,540 SF	17,453 SF	\$17.00 - \$23.50 Annual/SF
9	310 W Wisconsin Ave	Office For Lease	Floor 7, Suite 730W	2.19 Acres	578,540 SF	278 SF	\$17.00 - \$23.50 Annual/SF
9	310 W Wisconsin Ave	Office For Lease	Floor 2, Suite 200W	2.19 Acres	578,540 SF	1,519 SF	\$17.00 - \$23.50 Annual/SF
9	310 W Wisconsin Ave	Office For Lease	Floor 5, Suite 500E	2.19 Acres	578,540 SF	17,453 SF	\$17.00 - \$23.50 Annual/SF
9	310 W Wisconsin Ave	Office For Lease	Floor 11, Suite 1150W	2.19 Acres	578,540 SF	176 SF	\$17.00 - \$23.50 Annual/SF
9	310 W Wisconsin Ave	Office For Lease	Floor 14, Suite 1480W	2.19 Acres	578,540 SF	26,333 SF	\$17.00 - \$23.50 Annual/SF
9	310 W Wisconsin Ave	Office For Lease	Floor 8, Suite 800W	2.19 Acres	578,540 SF	31,280 SF	\$17.00 - \$23.50 Annual/SF
9	310 W Wisconsin Ave	Office For Lease	Floor 10, Suite 1000W	2.19 Acres	578,540 SF	31,761 SF	\$17.00 - \$23.50 Annual/SF

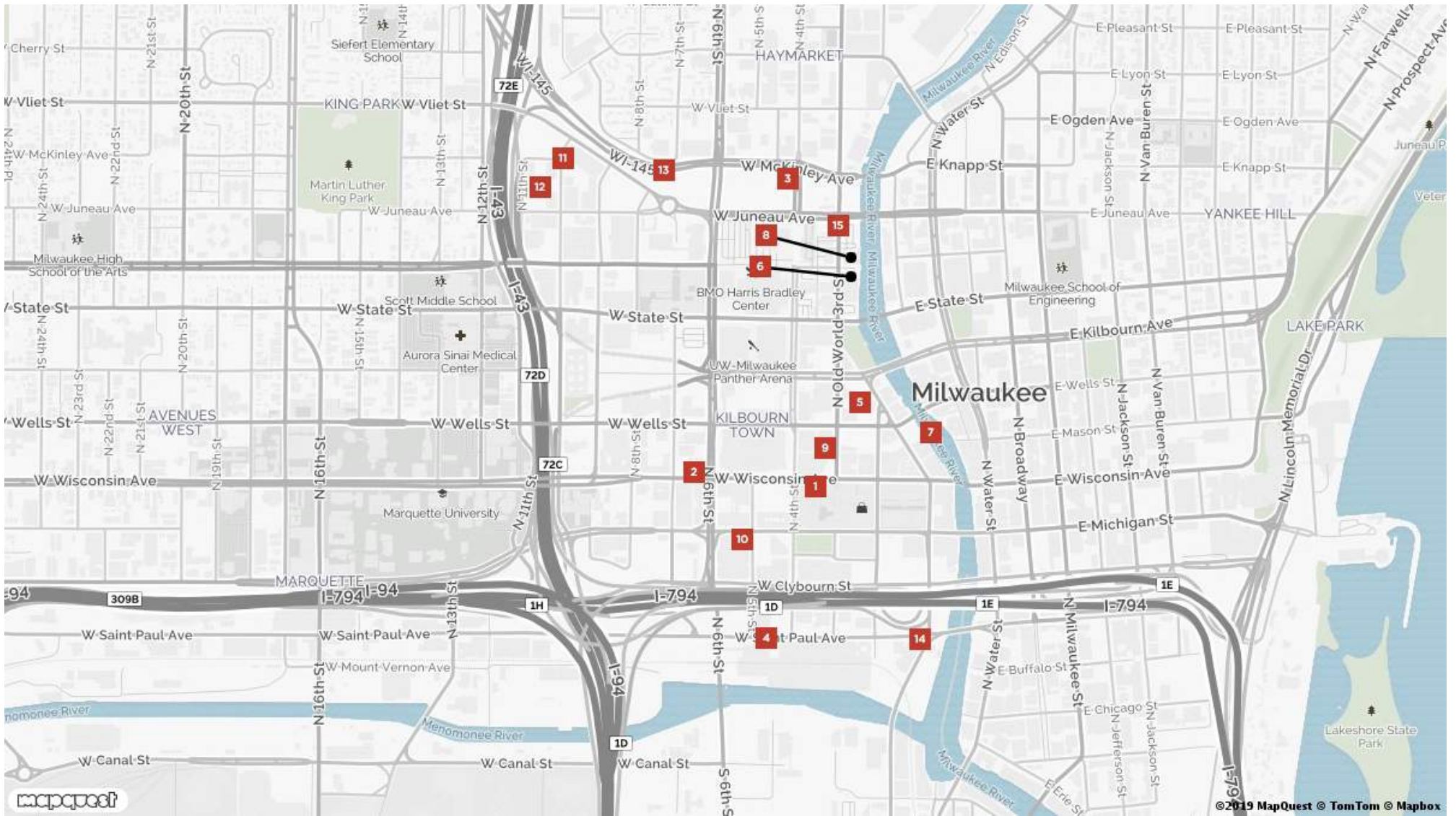


**Matthew Dorner**  
mdorner@milwaukeedowntown.com  
414-224-7200

9	310 W Wisconsin Ave	Office For Lease	Floor 12, Suite 1220E	2.19 Acres	578,540 SF	1,130 SF	\$17.00 - \$23.50 Annual/SF
9	310 W Wisconsin Ave	Office For Lease	Floor 11, Suite 1140W	2.19 Acres	578,540 SF	194 SF	\$17.00 - \$23.50 Annual/SF
9	310 W Wisconsin Ave	Office For Lease	Floor 10, Suite 1000E	2.19 Acres	578,540 SF	16,895 SF	\$17.00 - \$23.50 Annual/SF
9	310 W Wisconsin Ave	Office For Lease	Floor 7, Suite 760E	2.19 Acres	578,540 SF	4,609 SF	\$17.00 - \$23.50 Annual/SF
9	310 W Wisconsin Ave	Retail For Lease	Floor 1, Suite ARC 1	2.19 Acres	578,540 SF	4,032 SF	Negotiable
9	310 W Wisconsin Ave	Office For Lease	Floor 8, Suite 800E	2.19 Acres	578,540 SF	17,413 SF	\$17.00 - \$23.50 Annual/SF
9	310 W Wisconsin Ave	Office For Lease	Floor 4, Suite 400W	2.19 Acres	578,540 SF	4,290 SF	\$17.00 - \$23.50 Annual/SF
9	310 W Wisconsin Ave	Office For Lease	Floor 11, Suite 1125W	2.19 Acres	578,540 SF	631 SF	\$17.00 - \$23.50 Annual/SF
10	501 W Michigan St	Office For Sale	Floor 1-5, Suite Bldg	2.91 Acres	370,160 SF	372,215 SF	
11	1243 N 10th St	Retail For Lease	Floor 1	0.38 Acres	43,300 SF	1,019 SF	\$14.50 Annual/SF
11	1243 N 10th St	Office For Lease	Floor 1, Suite 150	0.38 Acres	43,300 SF	5,185 SF	\$14.50 Annual/SF
11	1243 N 10th St	Office For Lease	Floor 1, Suite 100	0.38 Acres	43,300 SF	2,677 SF	\$14.50 Annual/SF
12	1036-1042 W Juneau Ave	Office For Lease	Floor 3	0.44 Acres	71,220 SF	3,173 SF	\$15.00 Annual/SF
13	740 W Winnebago St	Land For Sale		0.58 Acres			
14	313-333 N Plankinton Ave	Retail For Lease	Floor 1, Suite 305	2.33 Acres	262,574 SF	2,000 SF	\$18.00 Annual/SF
14	313-333 N Plankinton Ave	Retail For Lease	Floor 1, Suite 143	2.33 Acres	262,574 SF	5,865 SF	\$18.00 Annual/SF
15	1129-1135 N Old World Third St	Retail For Lease	Floor 1, Suite East	0.17 Acres	1,970 SF	1,284 SF	Negotiable



**Matthew Dorner**  
mdorner@milwaukeedowntown.com  
414-224-7200



**Matthew Dorner**  
mdorner@milwaukeedowntown.com  
414-224-7200

